



Fiscal Year 2021

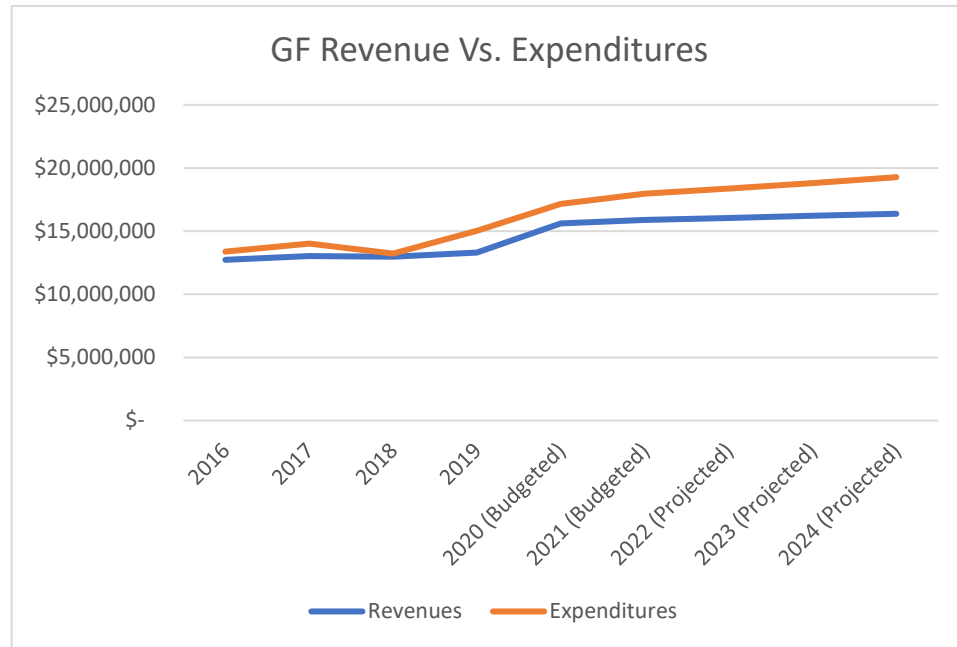
January 1, 2021 – December 31, 2021

Contents

Overview & Projections	Page 3-18	Fund 038 Public Comfort	Page 75
Property Tax Levy	Page 19	Fund 039 Demolition	Page 76
Debt Service	Page 20-30	Fund 040 Special Service Area	Page 77
Summary	Page 31-32	Fund 042 GO Bond	Page 78
Fund 001 General Fund	Page 33-40	Fund 050 Fireworks	Page 82
Fund 002 Garbage	Page 41	Fund 070 Economic Development	Page 83
Fund 003 Street & Bridge	Page 42-43	Fund 160 Strike It TIF	Page 84
Fund 004 Rec & Culture	Page 44	Fund 162 Downtown TIF	Page 85
Fund 005 Fire Department	Page 45-46	Fund 163 GRIP TIF	Page 86
Fund 006 ESDA	Page 47	Fund 164 Riverfront TIF	Page 87
Fund 007 Police Department	Page 48-50	Fund 166 The Bend TIF	Page 88
Fund 008 Street Lighting	Page 51	Fund 167 EM Glass TIF	Page 89
Fund 009 Vehicle Equip.	Page 52	Fund 169 Kennedy Drive TIF	Page 90
Fund 010 Information Technology	Page 53	Fund 200 Water Plant	Page 91-93
Fund 011 Departmental Projects	Page 54	Fund 220 Water	Page 94-97
Fund 012 Motor Pool	Page 55-56	Fund 250 Sewer Plant	Page 98-99
Fund 013 State DUI	Page 57	Fund 270 Sewer	Page 100-102
Fund 014 Crossing Guard	Page 58	Fund 320 Drainage	Page 103-104
Fund 015 Employee Insurance	Page 59	Fund 400 EM Loan	Page 105
Fund 016 Risk Management	Page 60-61	Fund 420 HUD	Page 106
Fund 017 Tort & Judgment	Page 62	Fund 430 Fiduciary	Page 107
Fund 019 Public Benefit	Page 63	Fund 500 Park	Page 108-109
Fund 020 Audit	Page 64	Fund 505 Park Capital Improvement	Page 110
Fund 021 Non-Home Rule	Page 65	Fund 510 Aldridge Center	Page 111
Fund 022 Landfill Host Fees	Page 66	Fund 520 Library	Page 112-116
Fund 024 Public Safety Radio	Page 67	Fund 540 Pool	Page 117-120
Fund 025 Hotel/Motel Tax	Page 68	Fund 560 Rec	Page 121
Fund 030 Social Security	Page 69	Fund 570 Runner's Park	Page 122
Fund 031 IMRF	Page 70	Fund 910 H&H Auto	Page 124
Fund 032 Working Cash	Page 71	Fund 920 Flex	Page 125
Fund 033 State Drug	Page 72	Fund 930 Seizure Monies	Page 126
Fund 036 Evidence Monies	Page 73	Fund 950 MFT	Page 127
Fund 037 Federal Drug	Page 74		

General Funds

Financial Outlook: The chart below represents the general fund’s total revenues compared to total expenditures:



The major General Fund revenue sources are Property Taxes, Illinois State Replacement Tax, Sales Tax, Income Tax, and Utility Tax. These revenue sources make up 89% of the total General Fund revenues, but as the chart depicts, expenditures continue to exceed revenues year after year. This is mainly attributed to Police and Fire. Expenditures are increasing at a much higher rate than revenues and projections indicate that this trend will continue unless our major revenues increase drastically.

Debt Service: The Fire Department has debt service payments on one of its fire trucks remaining for years 2021 and 2022, and then the truck is paid in full. In 2023, expenditures are only expected to decrease by \$34,075.

Operational Data: The General Fund includes 36 different funds with the most notable being Fund 001 which includes Finance, City Clerk, Building & Grounds, Florence Aldridge

Center, Human Resources, Executive & Legislative, Legal, Police & Fire Commission, Health Inspections, Inspections, Lights & Signals, Administrative, Engineering, Planning & Development, Economic Development, and Police & Fire Pensions - 15.10 FTEs; Fund 005 Fire – 37 FTEs’ and Fund 007 Police – 40 FTEs.

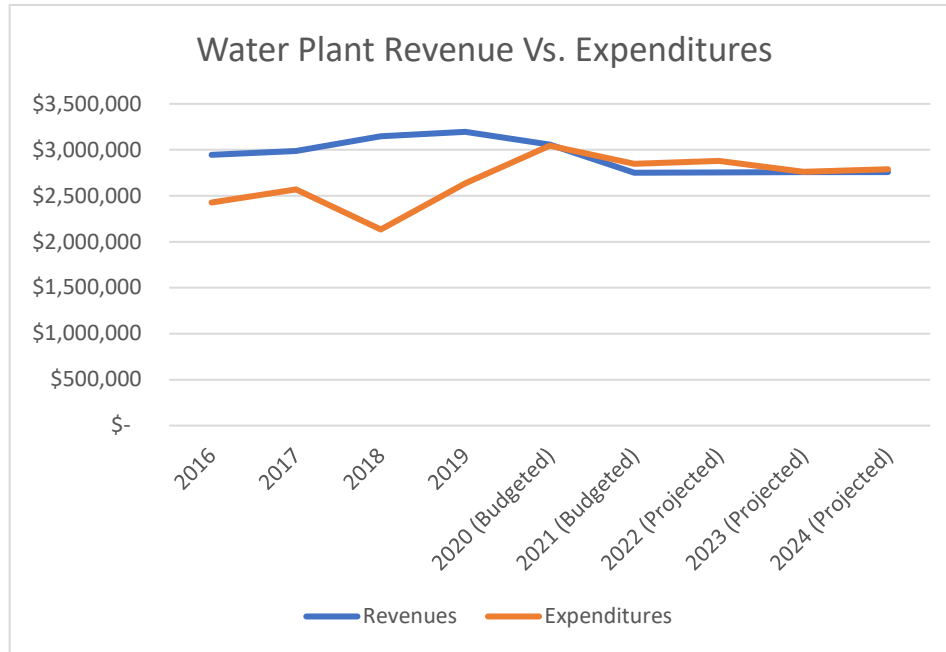
Other Funds include:

Departmental Projects	Street & Bridge – 4 FTEs	Crossing Guard	Evidence Monies	EM Loan
Landfill Host Fees	Rec & Culture	Public Benefit	Federal Drug	HUD
Public Safety Radio	ESDA	Audit	Public Comfort	Parks – 3 FTEs
Working Cash	Street Lighting	Social Security	Demolition	Rec
Fiduciary	State DUI	IMRF	Economic Development	Runner’s Park
		State Drug		Seizure Mon

Enterprise Funds

Water Plant Fund (Fund 200)

Financial Outlook: The chart below represents the Water Plant’s total revenues compared to total expenditures:



Revenues in the Water Plant Fund started to fall in 2019 as the last increase to rates was in 2018. This fund experienced a steep decline in revenues due to the pandemic. Usage in 2020 was decreased due to the closure of businesses, schools, and churches dictated by the Governor’s Executive Order. The City assumes the same decline in 2021 as the pandemic impacts continue. The gap between revenues and expenditures begins to decrease in 2023 as bond Series 2011A will be paid in full in 2022; however, expenditures are still expected to slightly exceed revenue from 2021 on.

Debt Service:

Series 2011A – last debt service payment in 2022 (\$146,584)

Series 2010E - last debt service payment in 2031 (\$19,985)

Series 2014 - last debt service payment in 2032 (\$169,286)

two interfund loans:

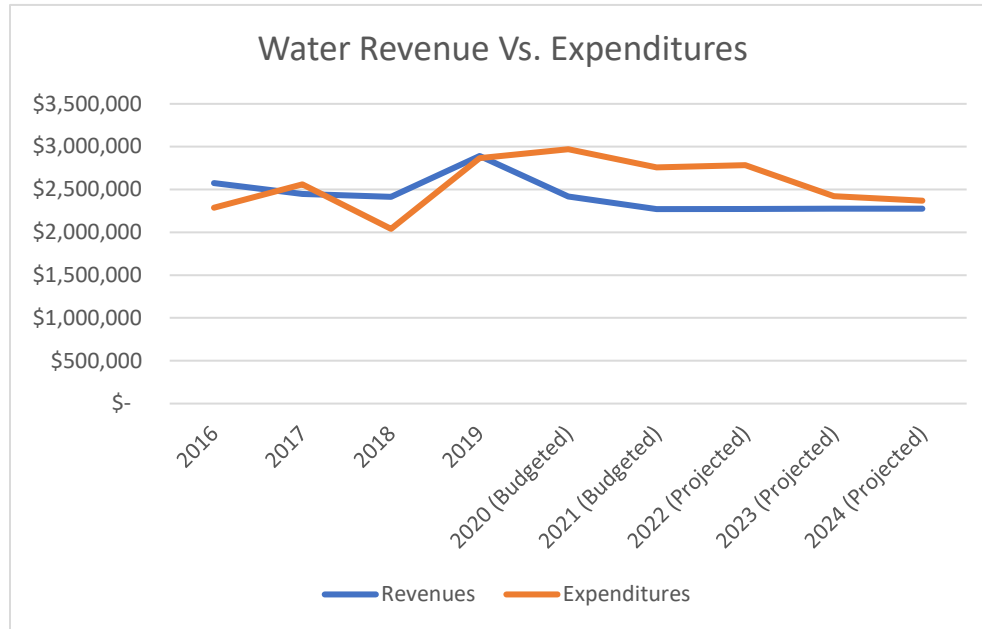
10th Street Water Tower Loan - last debt service payment in 2033 (\$51,613)

Clear Well Piping Loan - last debt service payment in 2028 (\$14,705)

Operational Data: 10.5 FTEs

Water Fund (Fund 220)

Financial Outlook: The chart below represents the Water Fund's total revenues compared to total expenditures:



The Water fund has five subaccounts including Engineering, Administration, Water Distribution, Capital Improvement Projects, and Debt Service. Since 2016 revenues and expenditures have fluctuated dramatically resulting in some years revenues exceeding expenditures and other years expenditures exceeding revenues. This is projected to level off with Revenues slightly higher than expenditures over the next 2 years.

Debt Service: Series 2010A – last debt service payment in 2022 (236,018)

Series 2011A – last debt service payment in 2022 (\$153,296)

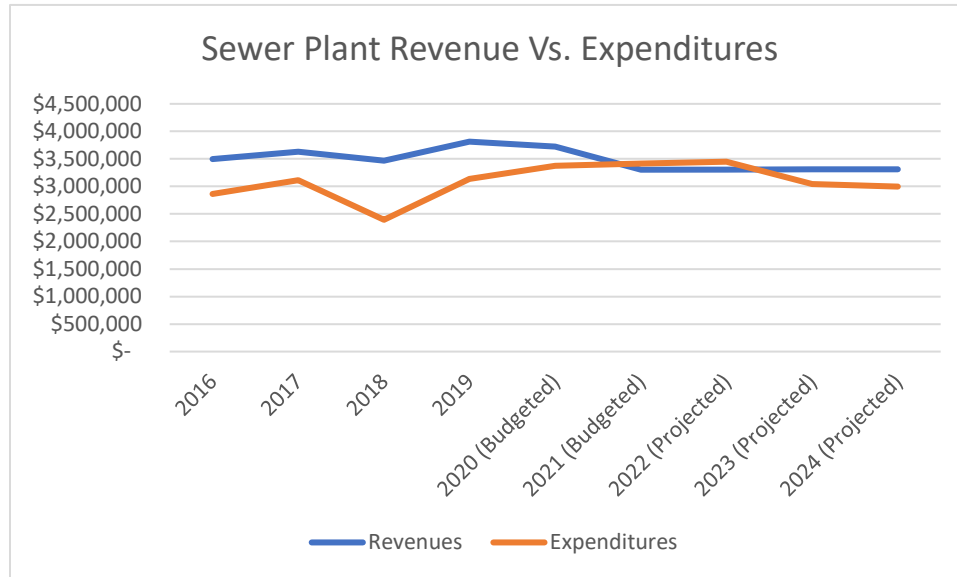
Series 2011B - last debt service payment in 2023 (\$76,200)

Series 2014 - last debt service payment in 2032 (\$177,037)

Operational Data: 11.15 FTEs

Sewer Plant (Fund 250)

Financial Outlook: The chart below represents the Sewer Plant’s total revenues compared to total expenditures:



Revenues in the Sewer Plant Fund started to fall in 2019 as the last increase to rates was in 2018. This fund experienced a steep decline in revenues due to the pandemic. Usage in 2020 was decreased due to the closure of businesses, schools, and churches dictated by the Governor’s Executive Order. The City assumes the same decline in 2021 as the pandemic impacts continue. The gap between revenues and expenditures begins to fluctuate as the debt service listed below is paid in full and expenditures decrease.

Debt Service: Series 2010A – last debt service payment in 2022 (\$161,587)

Series 2011A – last debt service payment in 2022 (\$280,316)

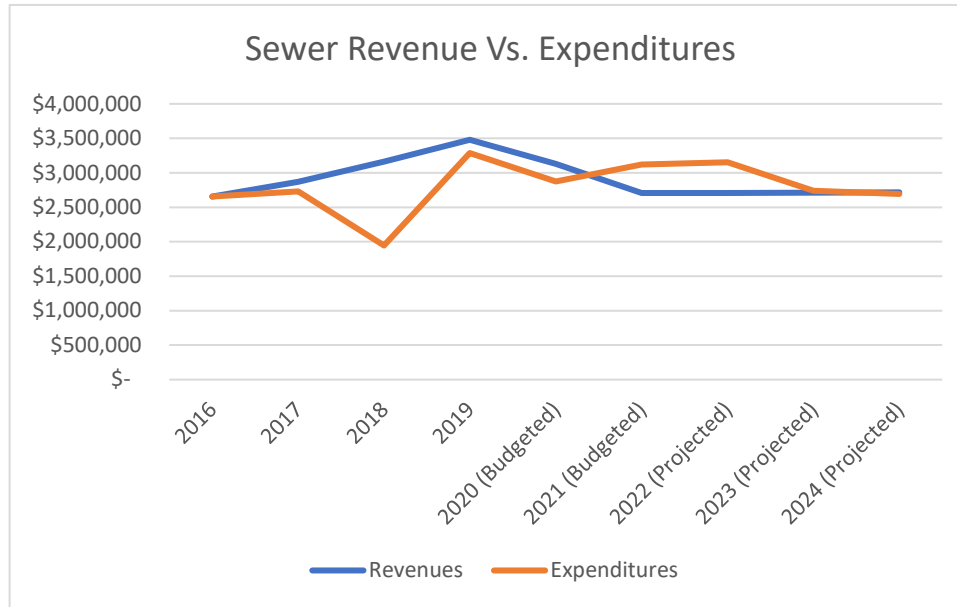
Series 2011B - last debt service payment in 2023 (\$76,200)

Series 2014 - last debt service payment in 2032 (\$323,730)

Operational Data: 14.50 FTEs

Sewer (Fund 270)

Financial Outlook: The chart below represents the Sewer Fund’s total revenues compared to total expenditures:



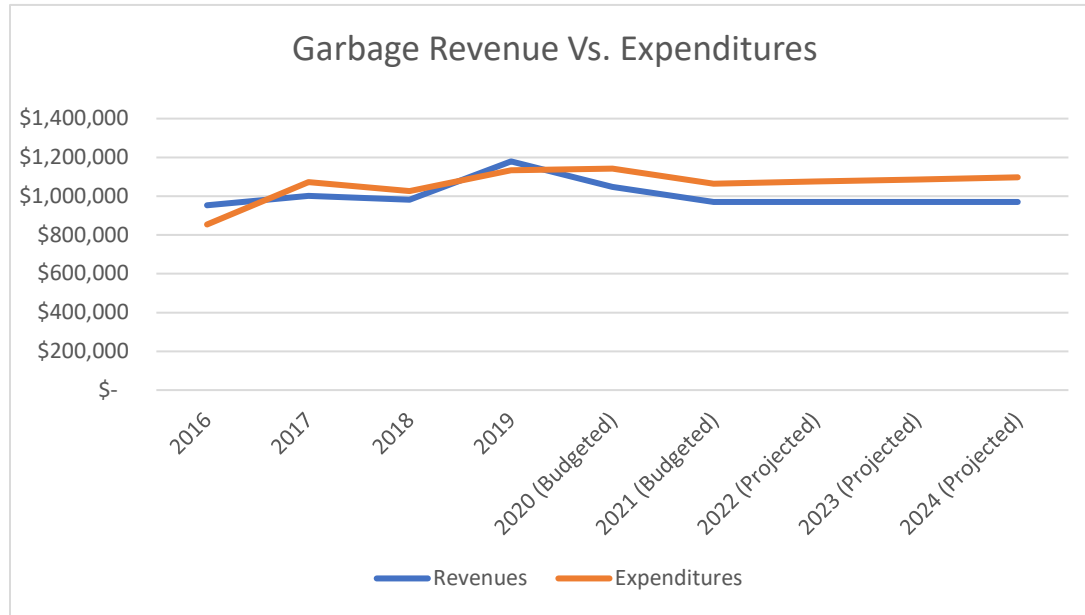
The Sewer fund has five subaccounts including Engineering, Administration, Sewer Collection, Capital Improvement Projects, and Debt Service. Since 2016 revenues and expenditures have fluctuated dramatically. Revenues have historically exceeded expenditures; however, that trend shifts in 2021 (due to the pandemic as explained in the Water and Sewer Plant Funds). The increase in expenditures is attributed to CIP. Expenditures will decrease as the debt service below is paid in full in years 2022 and 2023.

- Debt Service:** Series 2010A – last debt service payment in 2022 (\$161,587)
- Series 2011A – last debt service payment in 2022 (\$280,316)
- Series 2011B - last debt service payment in 2023 (\$76,200)
- Series 2014 - last debt service payment in 2032 (\$323,730)

Operational Data: 7.40 FTEs

Garbage Fund (Fund 002)

Financial Outlook: The chart below represents the Garbage Fund's total revenues and expenditures:

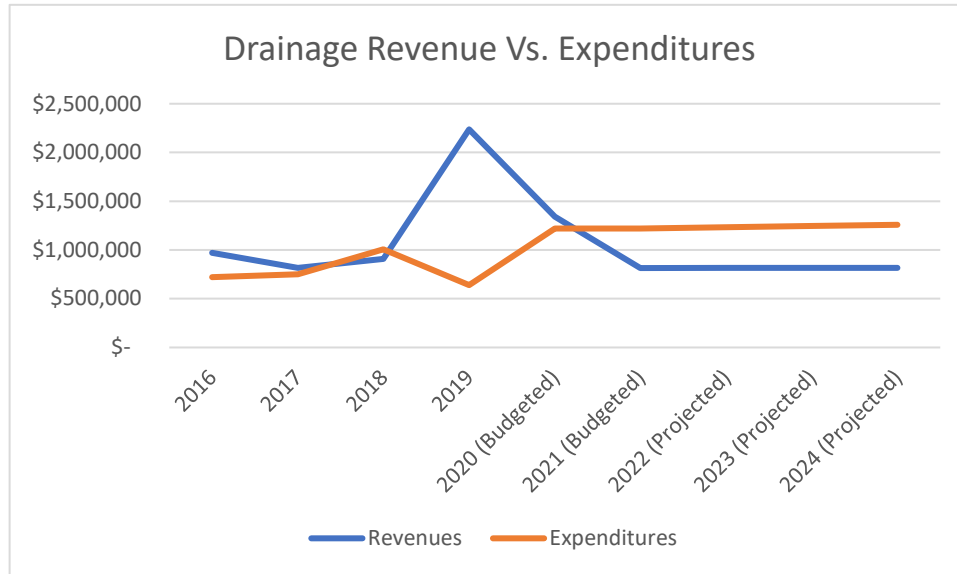


In two (2016 and 2019) of the last five years, revenues have exceeded expenditures. In years 2017, 2018, and 2020 Expenditures outpaced revenues and are projected to continue to outpace revenues over the next 4 years. An enterprise fund such as Garage is typically designed as fee based, meaning revenues cover all expenditures based on a user fee; as such, the garbage line in the Tax Levy has been reduced to zero. Additional means of balancing this fund are needed in order to balance the enterprise fund as projected revenues remain status quo.

Operational Data: This service is provided by Republic Services, there are not any FTEs associated with this fund.

Drainage (Fund 320)

Financial Outlook: The chart below represents the Drainage Fund’s total revenues and expenditures:



The Drainage fund fluctuates in regard to revenues exceeding expenditures and vice versa because this fund is project driven. It also relies heavily on fees, of which has not increased which 2018. In addition, like that of the Water and Sewer funds, this fund was impacted by COVID as usage was down with closures of Schools, churches, restaurants, and other businesses.

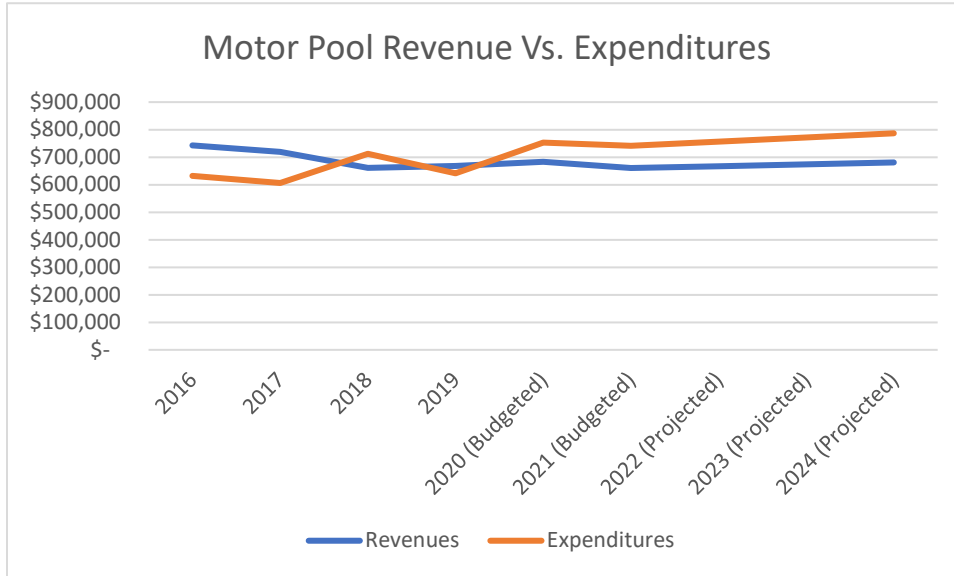
Debt Service: Series 2016 – last debt service payment 2026 (\$117,851)

Operational Data: 2.70 FTEs

Internal Service Funds

Motor Pool (Fund 012)

Financial Outlook: The chart below represents the Motor Pool Fund's total revenues and expenditures:



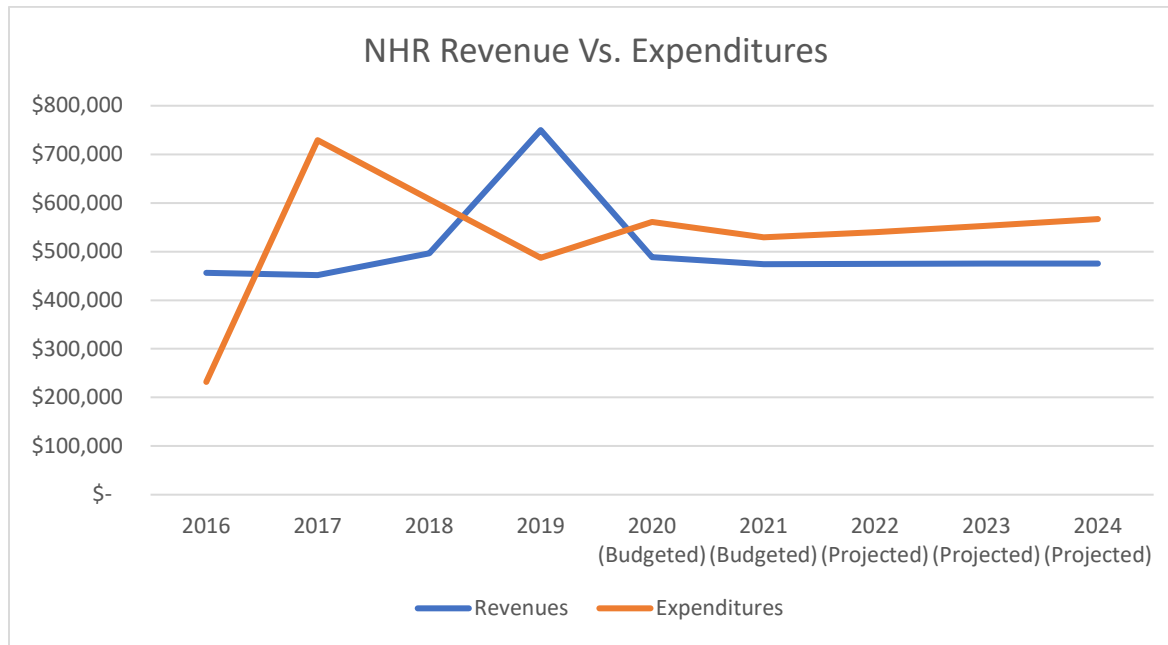
Motor Pool is an Internal Service fund in which departments are charged based on the number of vehicles they have, maintenance, depreciation, etc. and then new vehicles purchased as they reach the end of life. The fund did not always operate in this matter, the City changed the process beginning in 2020 and will continue to make gradual changes to make this a true Motor Pool/Internal Services Fund.

Operational Data: 3.20 FTEs

Capital Projectss & Equipment Funds

Non-Home Rule (Fund 021)

Financial Outlook: The chart below represents the Non-Home Rule Fund's total revenues and expenditures:

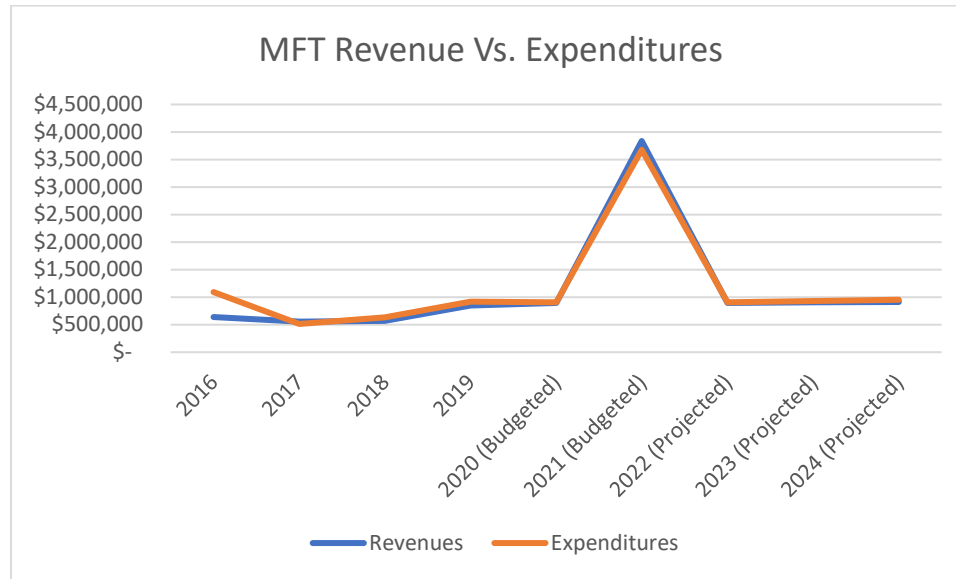


Non-Home Rule is funded through the Non-Home Rule Sales Tax through the State, and expenditures are heavily driven by construction projects. Depending on upcoming projects, revenues and expenditures fluctuate. Due to COVID, the City is anticipating a decrease of approximately 5% in Non-Home Rules Sales Tax in 2021.

Operational Data: 1.20 FTEs

MFT (Fund 950)

Financial Outlook: The chart below represents the Motor Fuel Tax's (MFT) Fund's total revenues and expenditures:



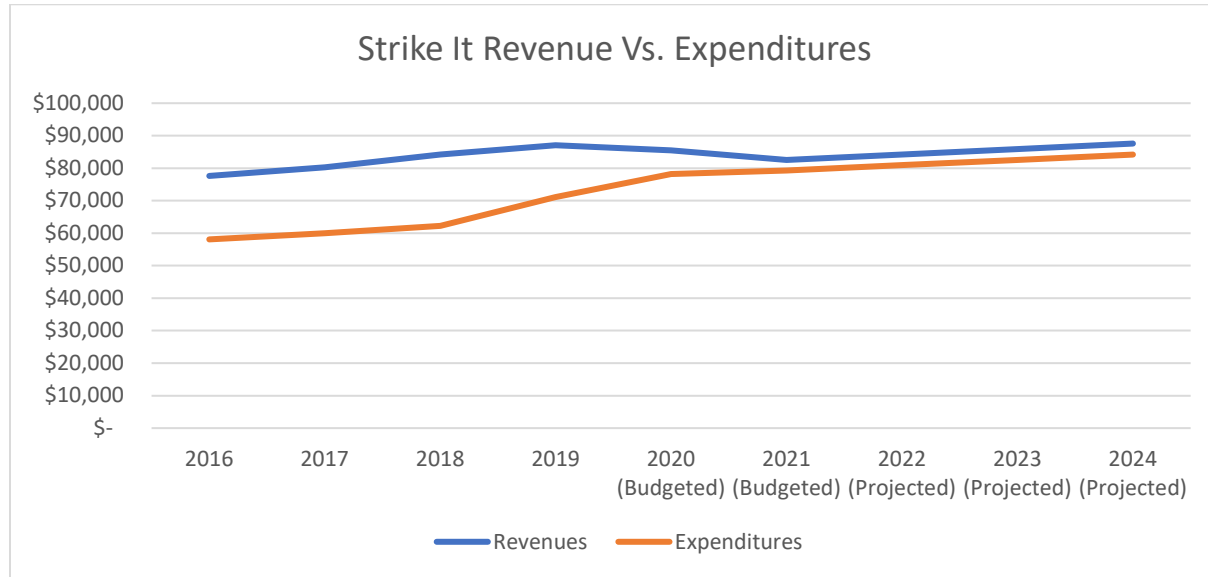
Similar to Non-Home Rule, MFT relies Motor Fuel Tax from the State as it's main revenue source, and construction projects drive the amount of expenditures from year to year. The City saw an increase in MFT funds in 2019 when the State increased the MFT rate; the City also received additional funds through Re-Build Illinois, expenditures are projected to slightly outpace revenues year after year.

Operational Data: 1.20 FTEs

Special Revenue Funds

Strike It TIF (Fund 160)

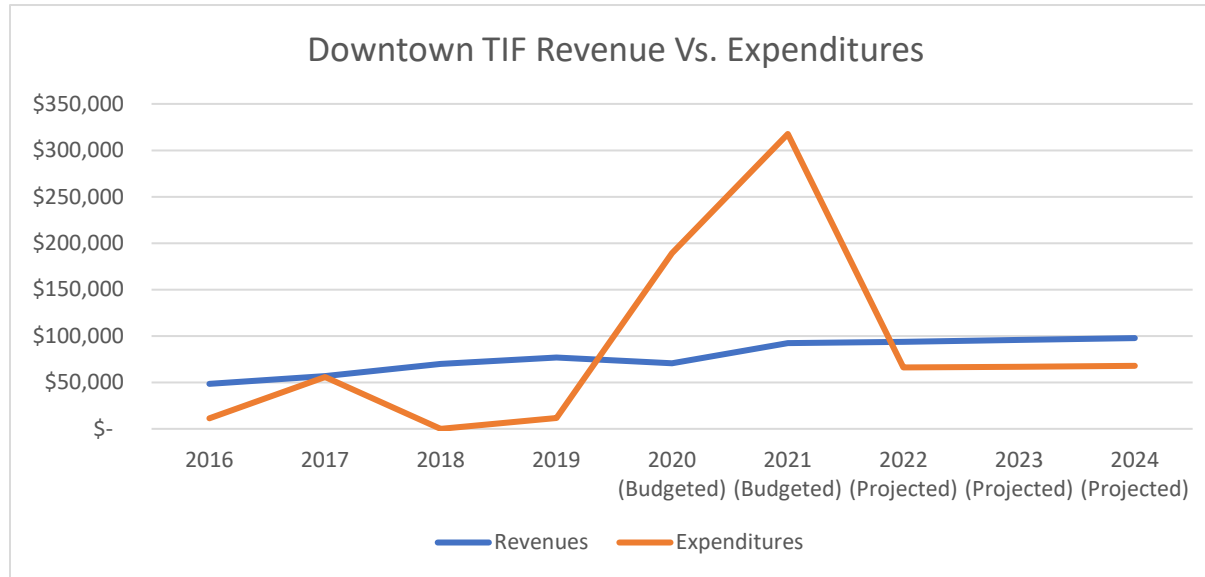
Financial Outlook: The chart below represents the Strike It TIF’s total revenues compared to total expenditures:



The Strike It TIF was established in 2007 and expected to sunset in 2030. This TIF was a project specific TIF that has results in numerous older adult housing, and a positive balance in the fund. Due to the success, the City has considered terminating the TIF early, but have not made any decisions one way or the other.

Downtown TIF (Fund 162)

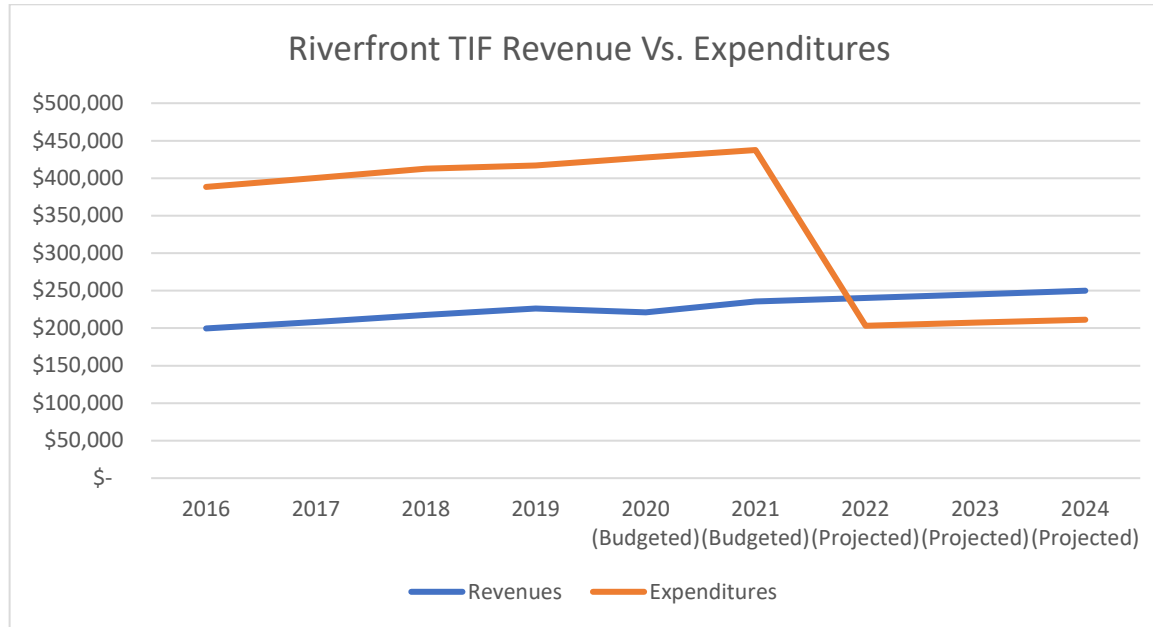
Financial Outlook: The chart below represents the Downtown TIF's total revenues compared to total expenditures:



The Downtown TIF was established in 2005 and expected to sunset in 2029. The City continues to see growth in the Downtown TIF with the new TBK bank building, and the rehabilitation of the old bank building for the City's new Library. Over the next year or two, expenditures are expected to exceed revenues, however this is due to providing financial assistance to the projects previously mentioned, and the invest quickly pays off in the years thereafter. This TIF is projected to have a positive balance over the life of the TIF.

Riverfront TIF (Fund 164)

Financial Outlook: The chart below represents the Riverfront TIF's total revenues compared to total expenditures:



The Riverfront TIF was established in 1998 and expected to sunset in 2021. Currently the fund is operating at a negative, and unless development begins to take place in the area over the next two years, the EAV is not expected to increase significantly.

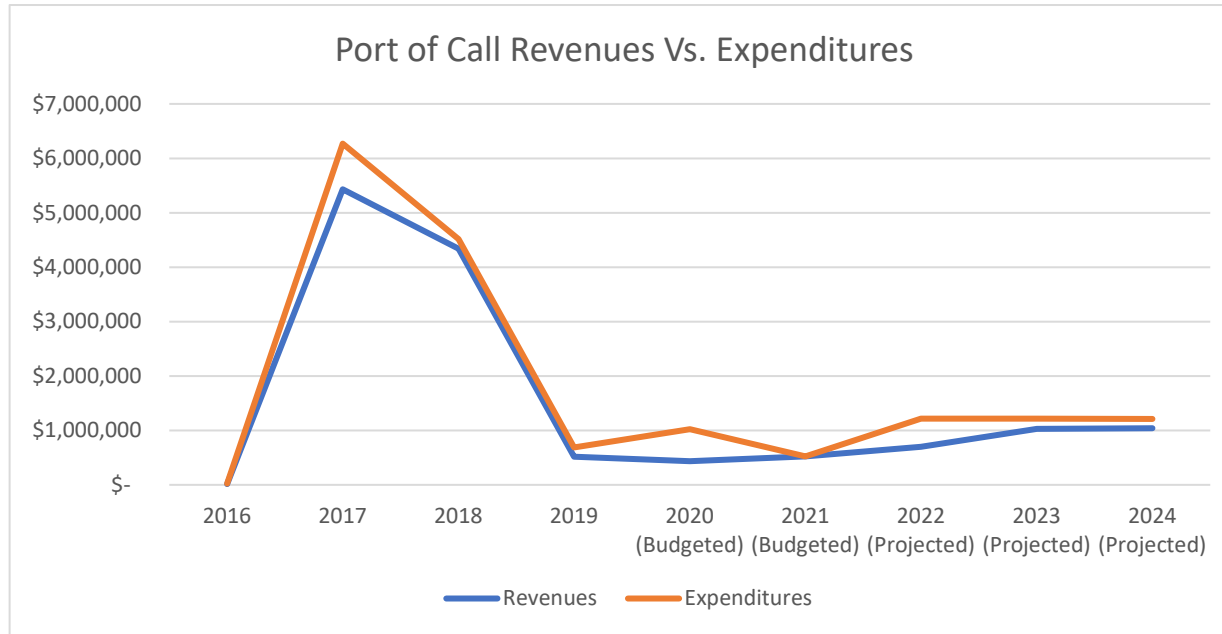
Debt Service:

Series 2010C – last Debt Service payment 2021 (234,370)

Series 2011C – last Debt Service payment 2023 (\$101,600)

Port of Call TIF (Fund 166)

Financial Outlook: The chart below represents the Port of Call TIF's total revenues compared to total expenditures:



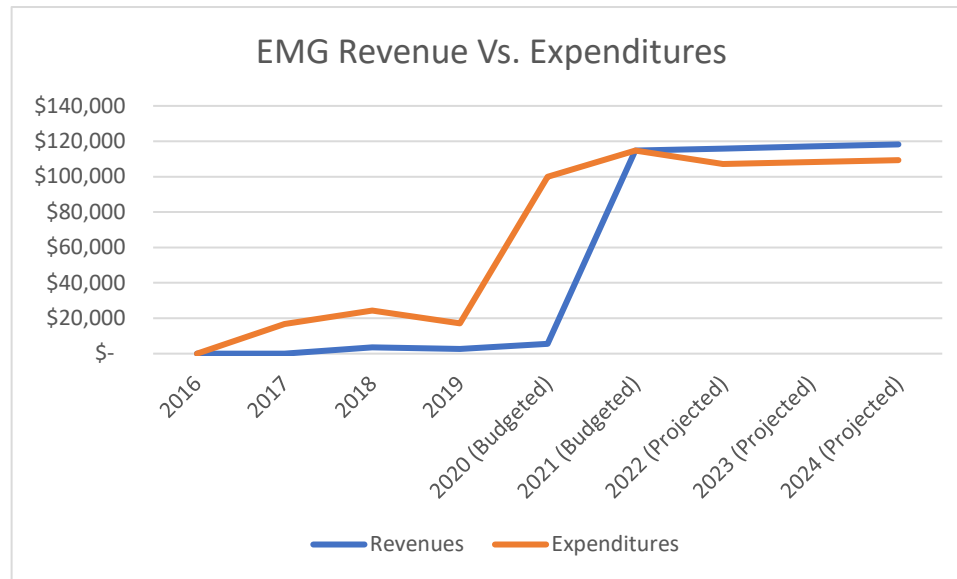
The Port of Call TIF was established in 2013 and expected to sunset in 2036. Currently the fund is operating at a negative, but the City is optimistic about the future of this fund with the continued development.

Debt Service:

Series 2020 A&B – Last debt service payment 2037

EM Glass TIF (Fund 167)

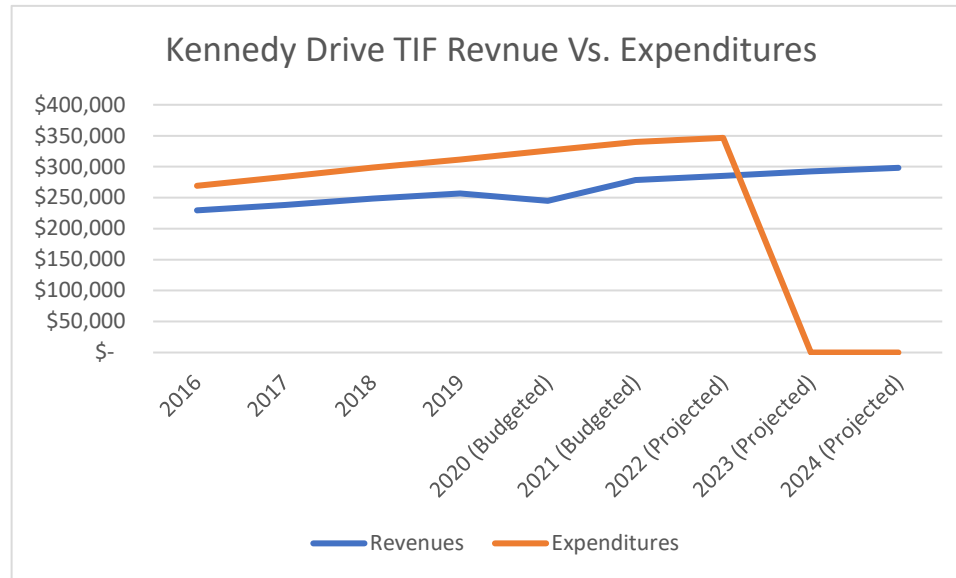
Financial Outlook: The chart below represents the EM Glass TIF's total revenues compared to total expenditures:



The EM Glass TIF was established in 2018 and expected to sunset in 2041. Development in this area continues to grow and completed projects have proven to be very successful. The completed projects are also expected to be on the tax rolls at 100% for 2021. This TIF is projected to level off and result in revenues exceeding expenditures year after year.

Kennedy Drive TIF (Fund 169)

Financial Outlook: The chart below represents the Kennedy Drive TIF's total revenues compared to total expenditures:

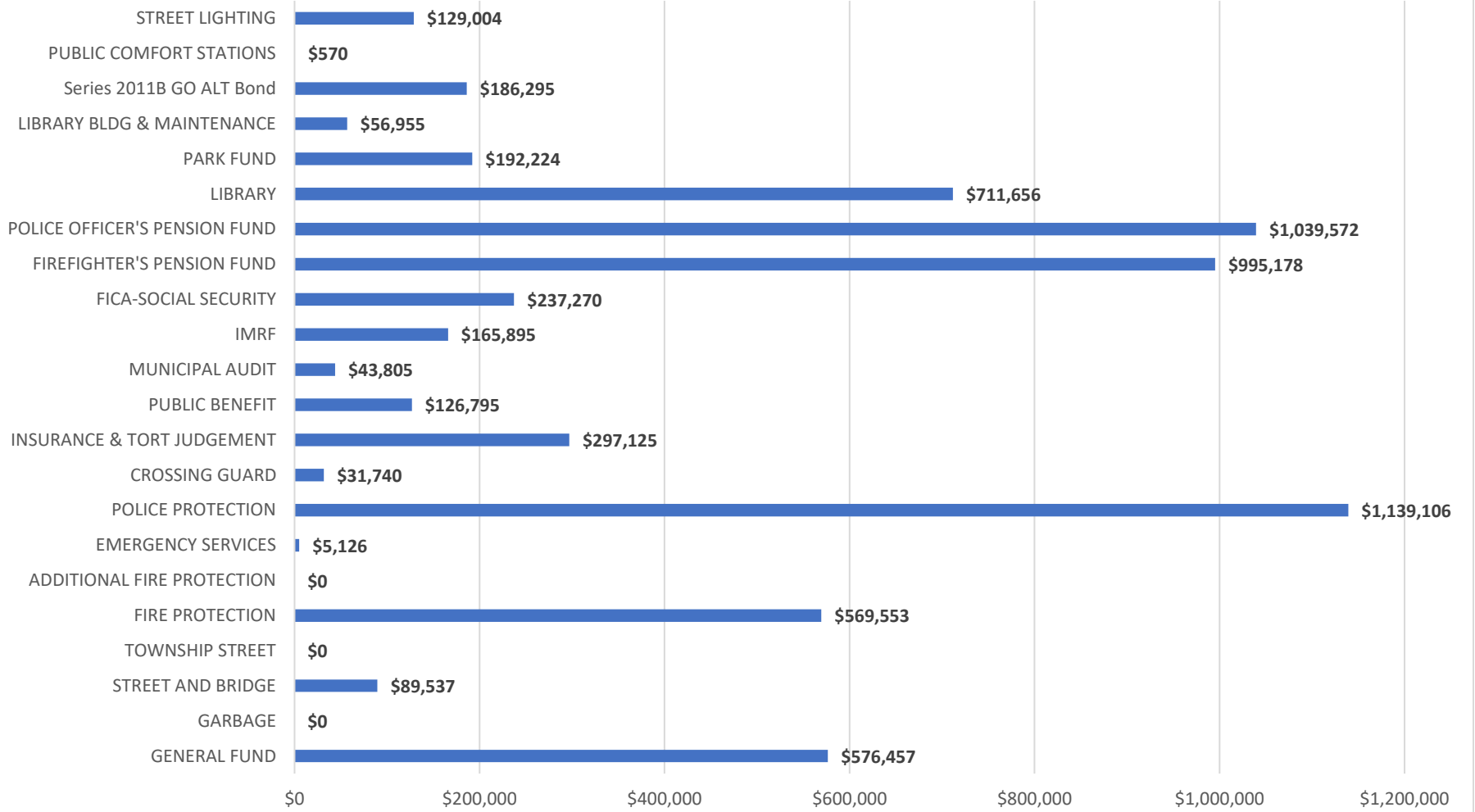


The Kennedy Drive TIF was established in 2002 and expected to sunset in 2025. Currently the fund is operating at a negative, but the City is optimistic about the future of this fund with the sale of Hope Creek. Estimates on the amount of EAV that will return to the tax rolls depend on what the property is assessed at, but we anticipate this TIF will be operating in the black in the next few years. Base EAV \$2,620,888, EAV as of 2019 is \$3,577,091.

Debt Service:

Series 2010D – last debt service payment in 2022 (\$351,728)

Property Tax Levy - 2020 (Collected in 2021)



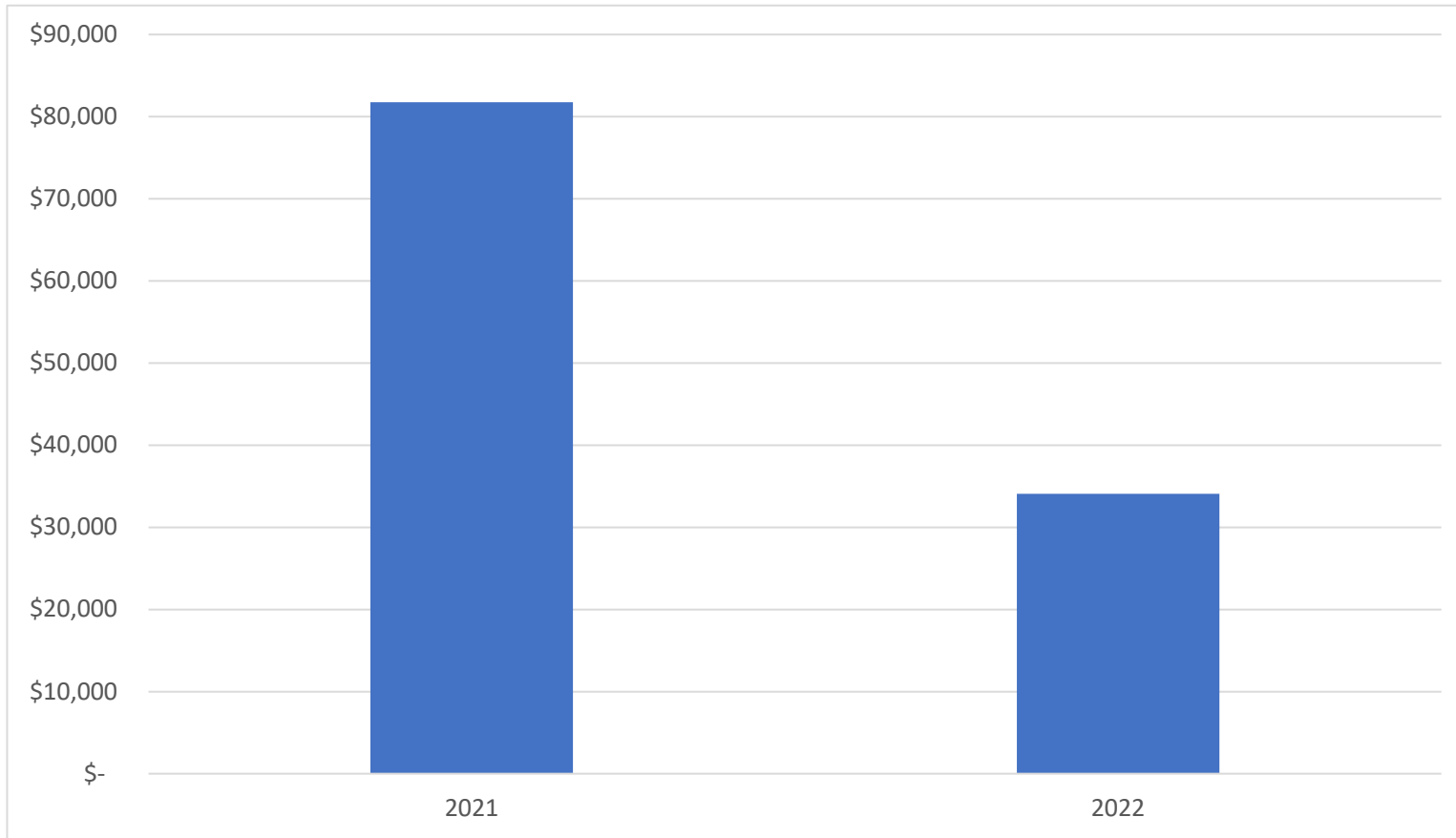
Total Debt Service

Bond Series	Description	2021 Payment	Debt Remaining	Last Debt Payment
2010A	Refund outstanding 1998B Bond	\$397,335	\$397,605	1/15/2022
2011A	Refund outstanding 2006 Debt Certificates	\$714,815	\$714,000	1/15/2022
2010E - IEPA	Water and Sewerage System Improvements	\$104,860	\$943,755	12/17/2030
2011B	Municipal Services Building	\$253,490	\$505,600	1/15/2023
2014	Water and Sewerage System Improvements	\$395,260	\$8,526,205	1/15/2032
10th Street Water Tower	Water Tower Improvements, Interfund Loan	\$51,615	\$619,360	7/1/2033
Clear Well Piping Loan	Clear Well Piping, Interfund Loan	\$14,705	\$102,935	7/1/2028
2011 - IEPA	Water and Sewerage System Improvements	\$368,600	\$4,054,615	12/7/2032
2010E - I17-3065	Water and Sewerage System Improvements	\$19,985	\$568,455	10/27/2031
2010C	Refund outstanding 2001 Bond; Riverfront TIF	\$234,370	\$0	1/15/2021
2011C	Refund outstanding 2003B Bond; Riverfront TIF	\$97,680	\$201,320	1/15/2023
2010D	Refund outstanding 2002 Bond; Kennedy Drive TIF	\$339,535	\$351,730	1/15/2022
Pumphouse	Pumphouse Loan	\$142,515	\$683,530	10/14/2026
Fire Truck	Fire Truck Loan	\$81,770	\$34,075	5/8/2022
2020A&B	TIF Development; Public Works & Improvements	\$486,405	\$14,530,800	1/15/2037
	Total	\$3,702,940	\$32,233,985	

Debt Service by Fund

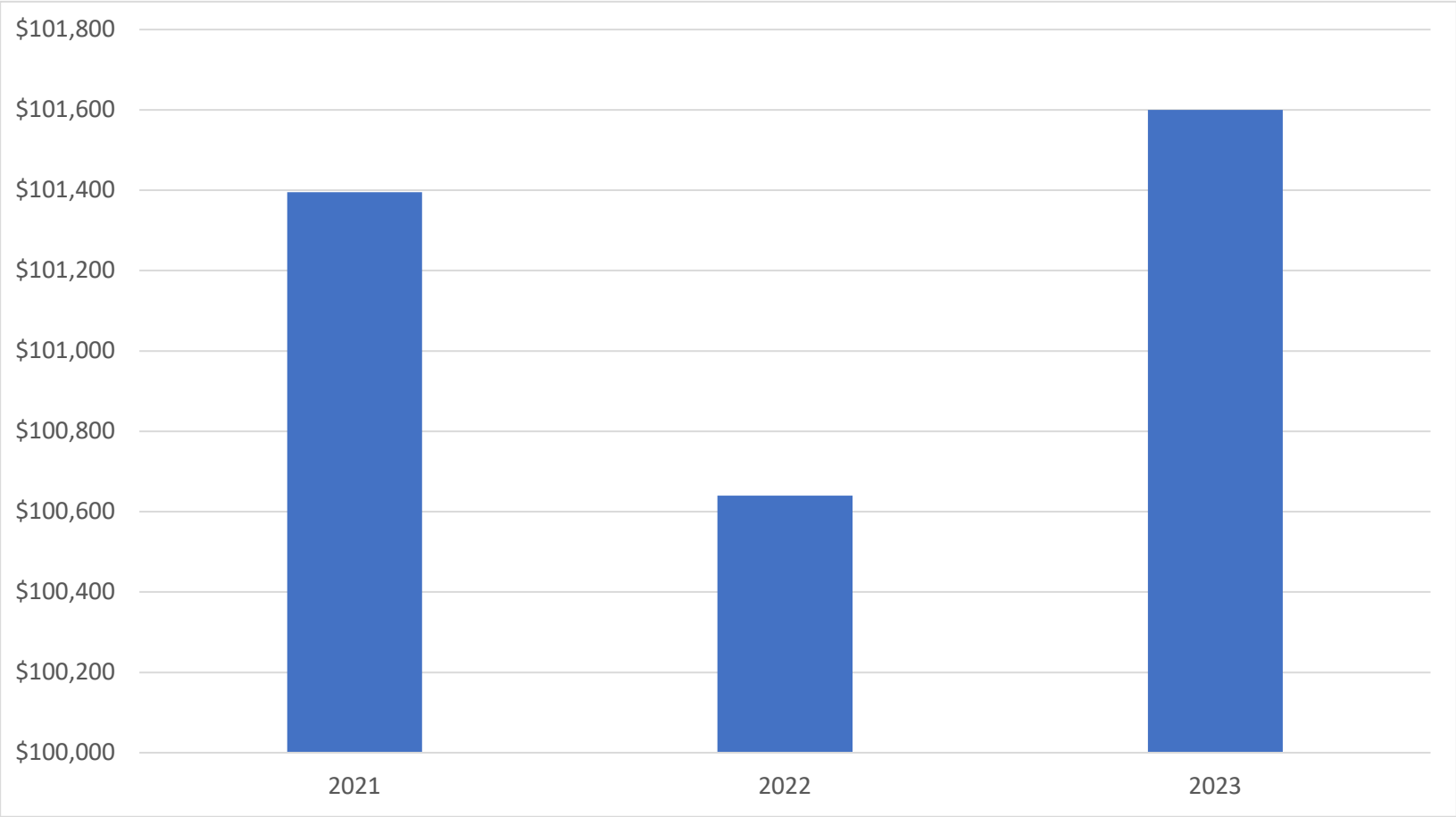
Fund 005

<u>Bond Series/Loan</u>	<u>2021</u>	<u>2022</u>
Fire Truck	\$ 81,770	\$ 34,075



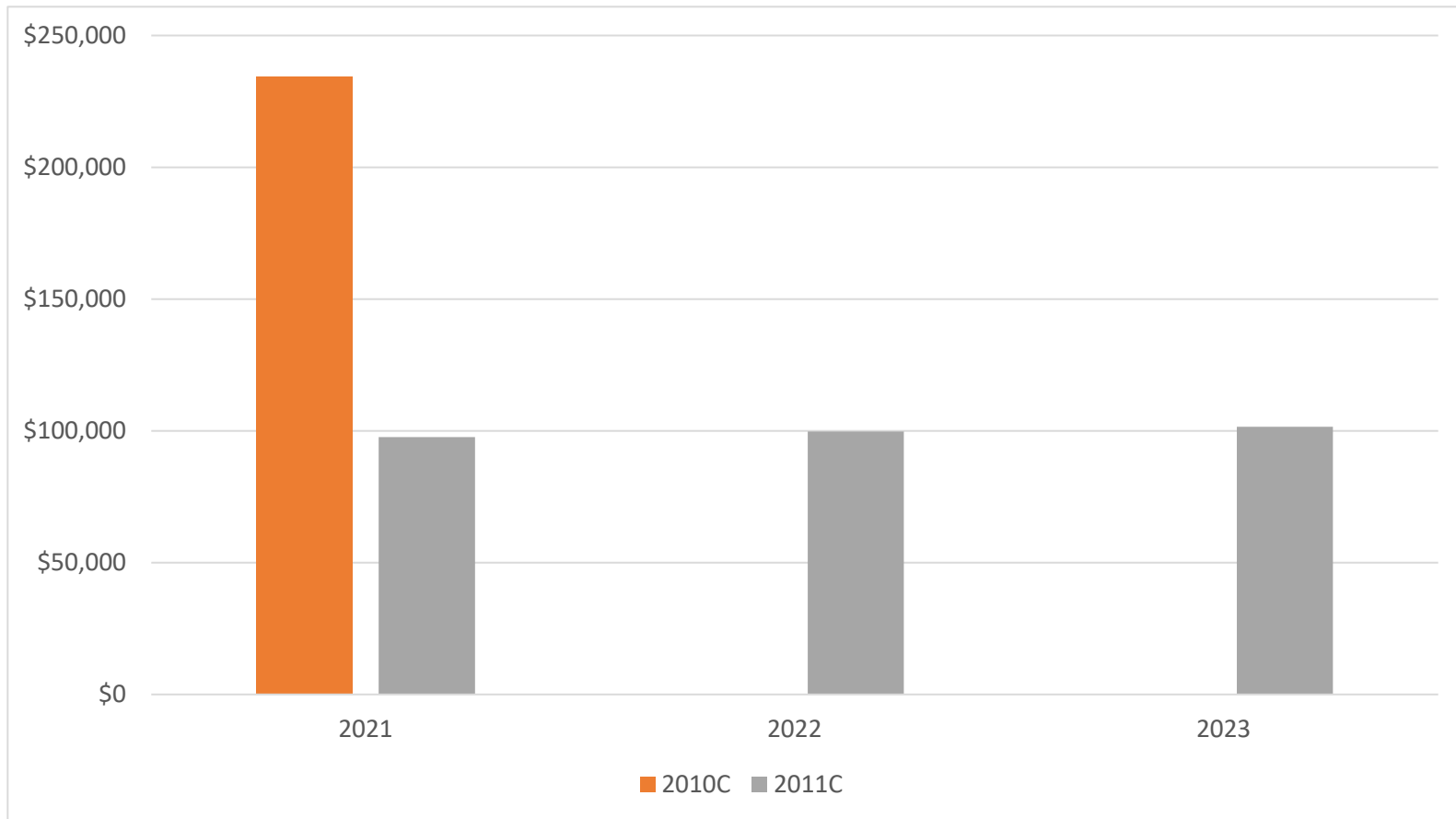
Fund 042

<u>Bond Series/Loan</u>	<u>2021</u>	<u>2022</u>	<u>2023</u>
2011B	\$101,395	\$100,640	\$101,600



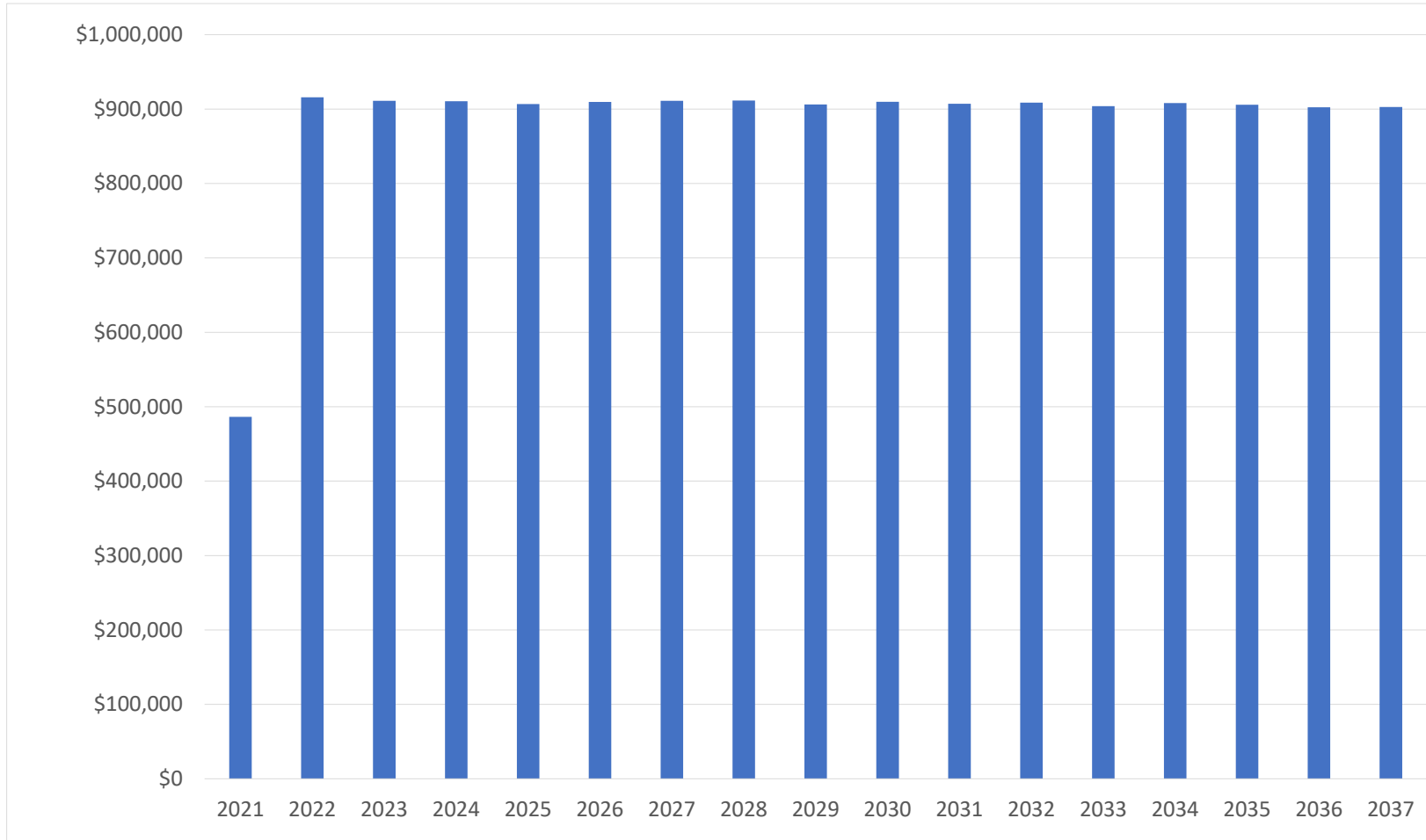
Fund 164

<u>Bond Series/Loan</u>	<u>2021</u>	<u>2022</u>	<u>2023</u>
2010C	\$234,370		
2011C	\$97,680	\$99,720	\$101,600



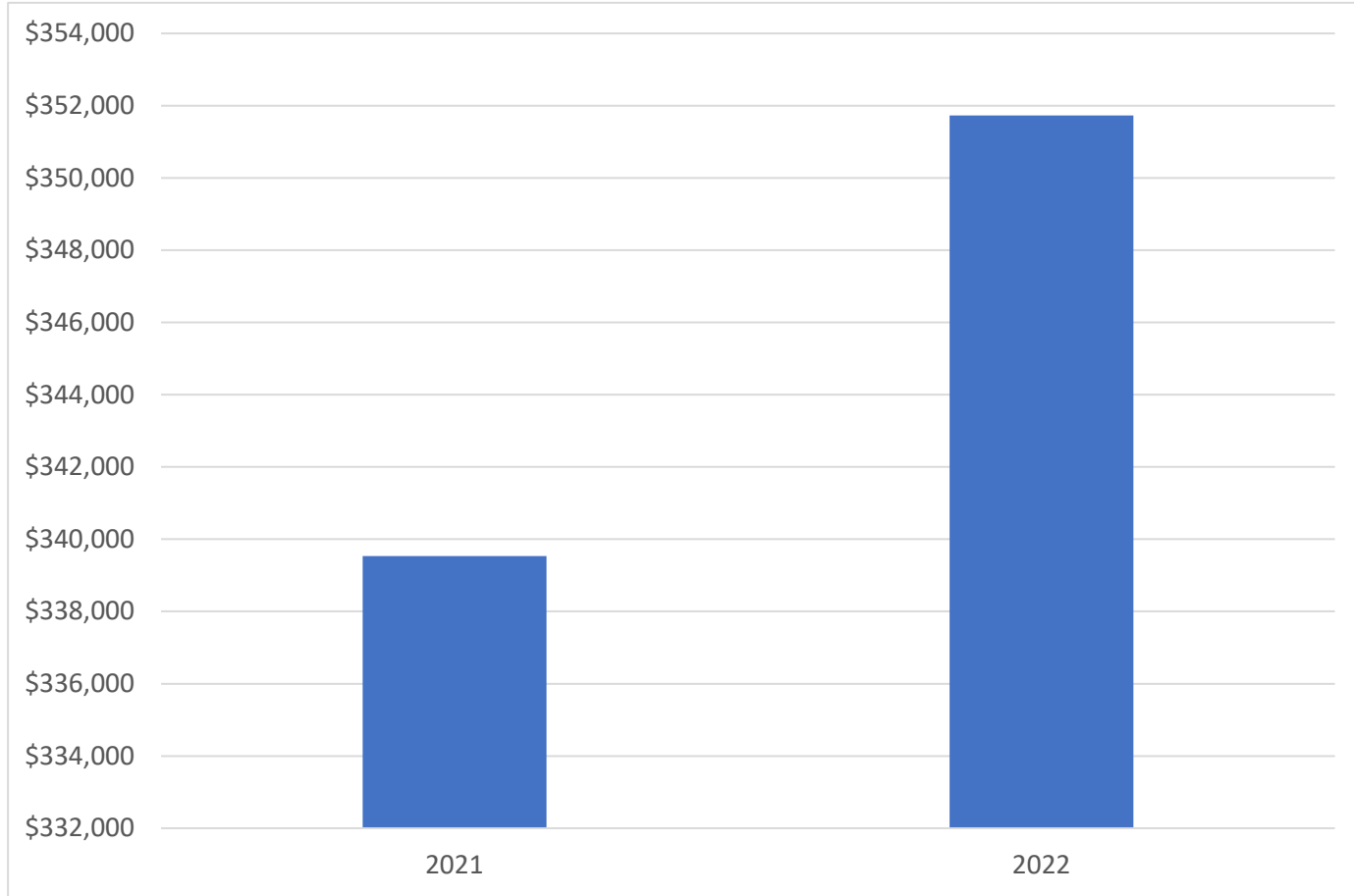
Fund 166

<u>Bond Series/Loan</u>	<u>2021</u>	<u>2022</u>	<u>2023</u>	<u>2024</u>	<u>2025</u>	<u>2026</u>	<u>2027</u>	<u>2028</u>	<u>2029</u>	<u>2030</u>	<u>2031</u>	<u>2032</u>	<u>2033</u>	<u>2034</u>	<u>2035</u>	<u>2036</u>	<u>2037</u>
2020A&B	\$486,405	\$915,845	\$911,165	\$910,600	\$906,788	\$909,500	\$911,000	\$911,500	\$906,100	\$909,700	\$907,200	\$908,600	\$903,900	\$908,000	\$905,800	\$902,400	\$902,700



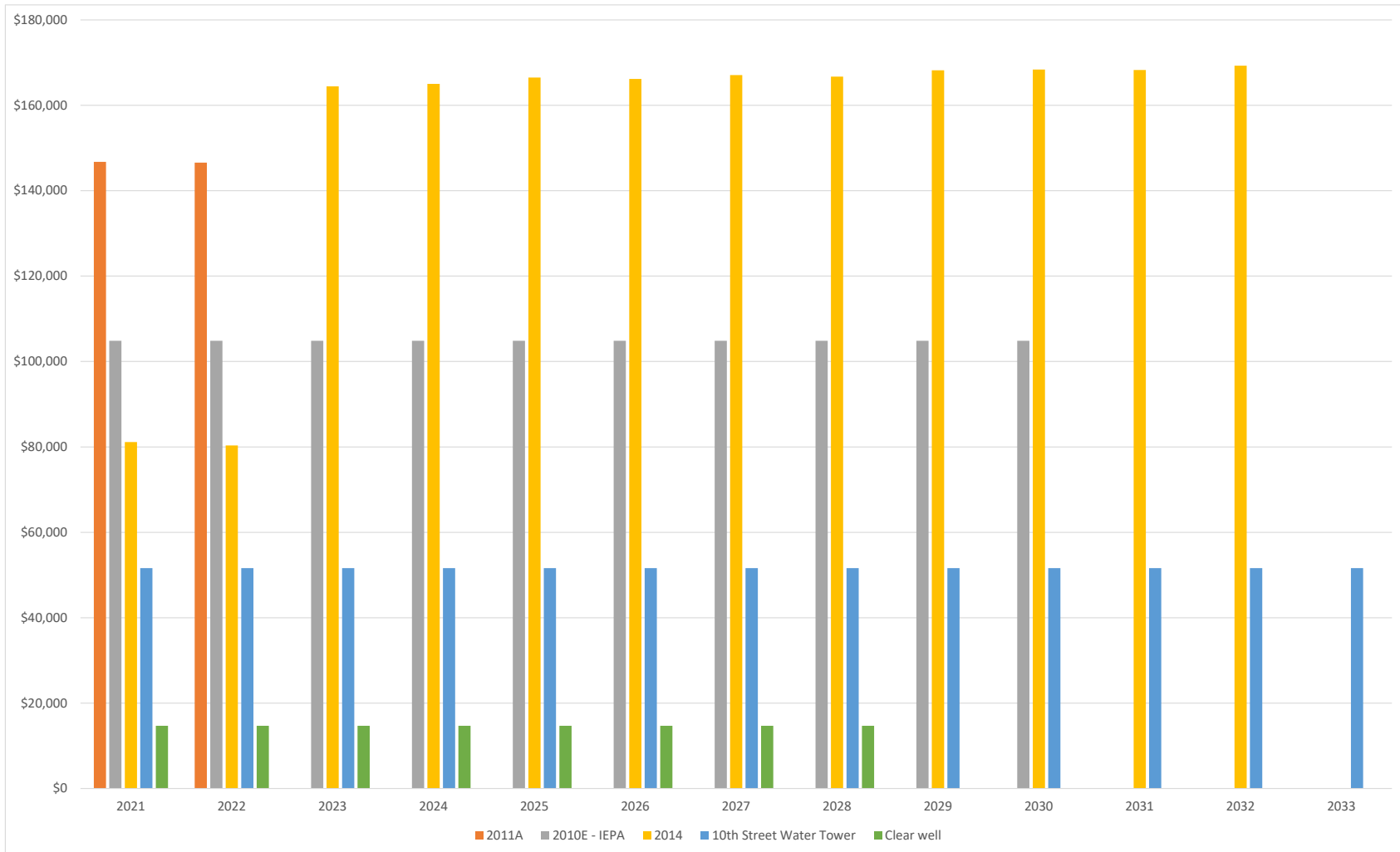
Fund 169

<u>Bond Series/Loan</u>	<u>2021</u>	<u>2022</u>
2010D	\$339,535	\$351,730



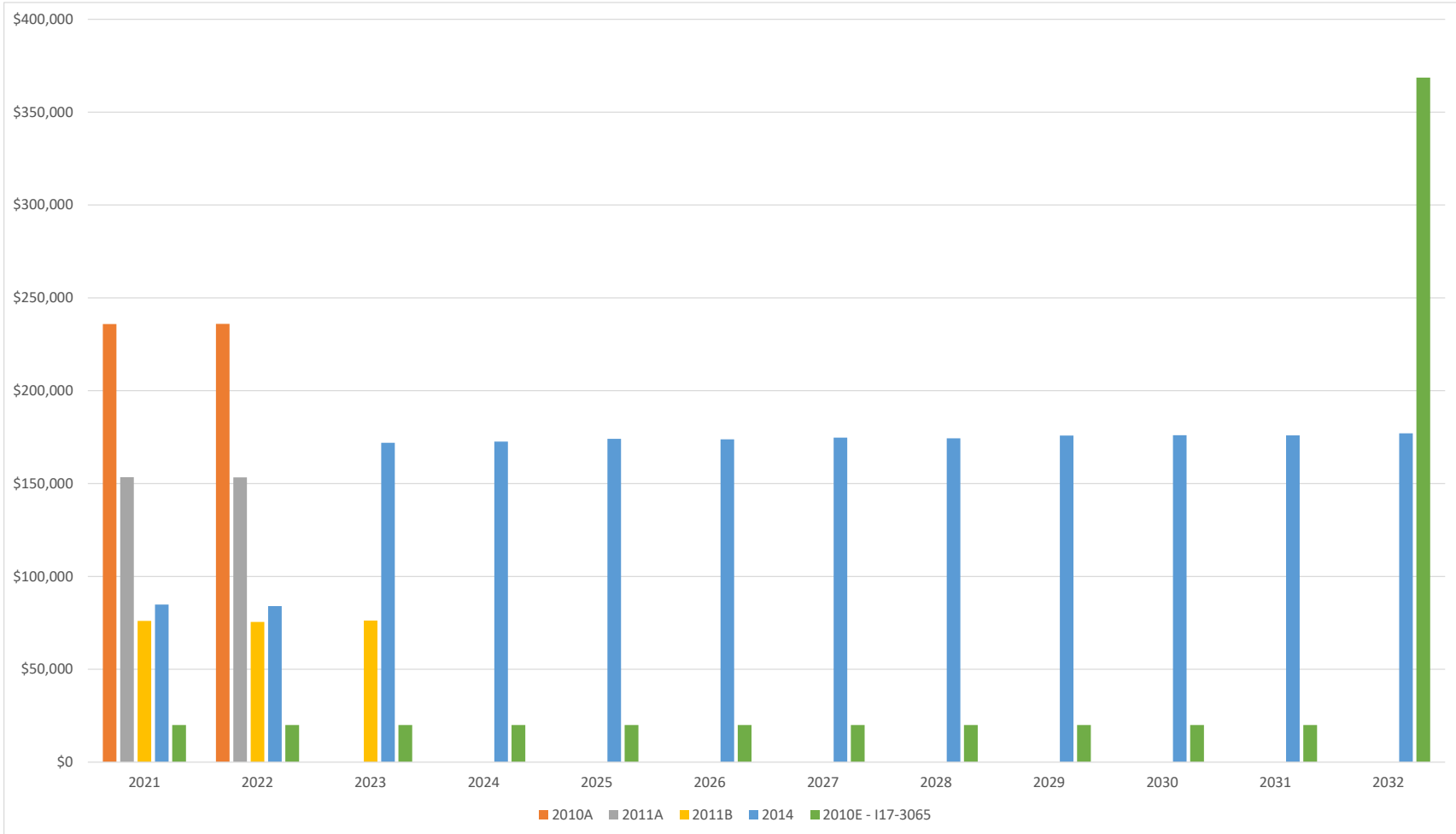
Fund 200

<u>Bond Series/Loan</u>	<u>2021</u>	<u>2022</u>	<u>2023</u>	<u>2024</u>	<u>2025</u>	<u>2026</u>	<u>2027</u>	<u>2028</u>	<u>2029</u>	<u>2030</u>	<u>2031</u>	<u>2032</u>	<u>2033</u>
2011A	\$146,750	\$146,585											
2010E - IEPA	\$ 104,865	\$ 104,865	\$ 104,865	\$ 104,865	\$ 104,865	\$ 104,865	\$ 104,865	\$ 104,865	\$ 104,865	\$ 104,865	\$ 104,865		
2014	\$81,145	\$80,355	\$164,425	\$165,020	\$166,505	\$166,180	\$167,085	\$166,735	\$168,195	\$168,360	\$168,275	\$169,285	
10th Street Water Tower	\$51,615	\$51,615	\$51,615	\$51,615	\$51,615	\$51,615	\$51,615	\$51,615	\$51,615	\$51,615	\$51,615	\$51,615	\$51,615
Clear well	\$14,705	\$14,705	\$14,705	\$14,705	\$14,705	\$14,705	\$14,705	\$14,705	\$14,705				



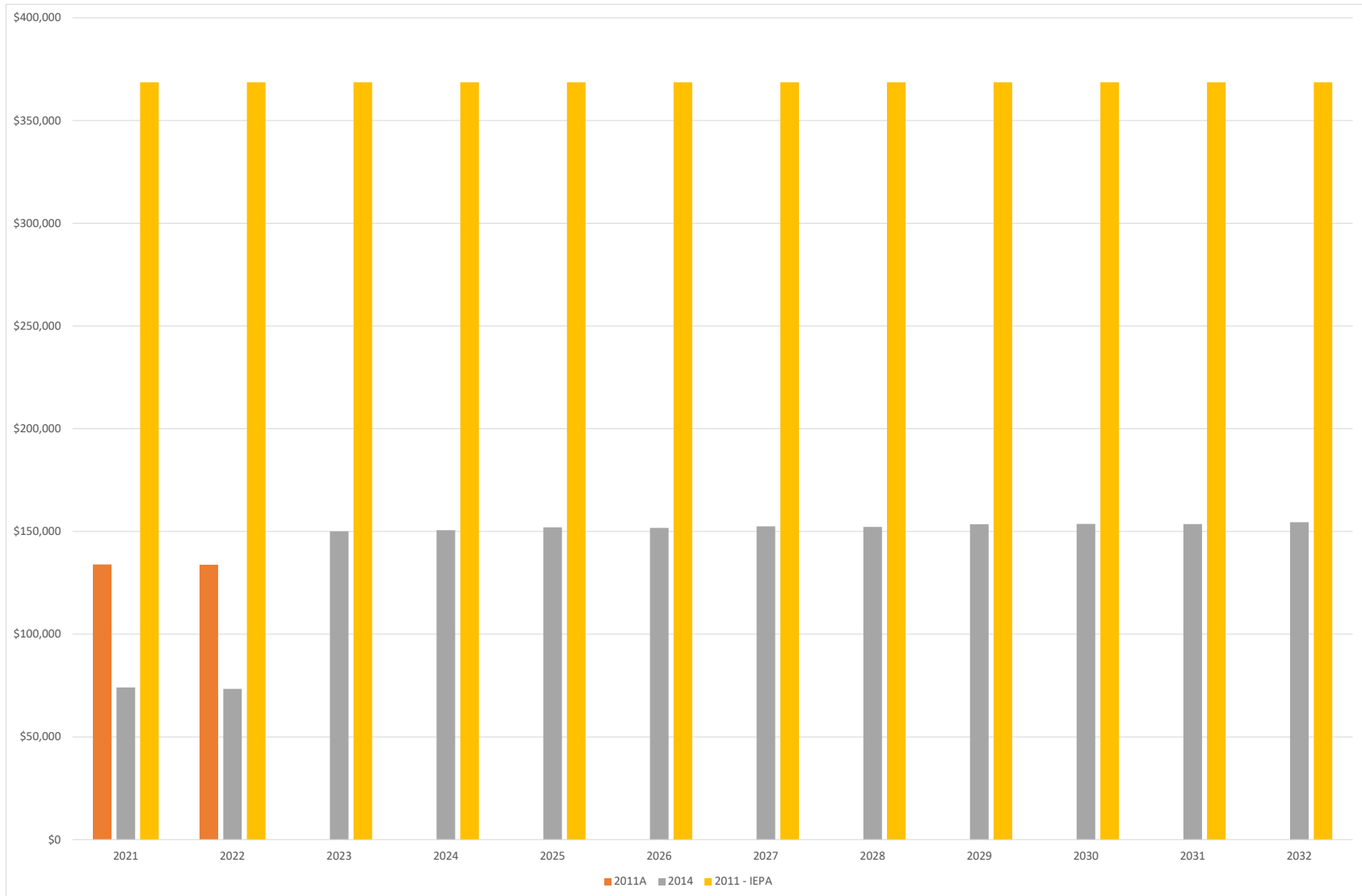
Fund 220

<u>Bond Series/Loan</u>	<u>2021</u>	<u>2022</u>	<u>2023</u>	<u>2024</u>	<u>2025</u>	<u>2026</u>	<u>2027</u>	<u>2028</u>	<u>2029</u>	<u>2030</u>	<u>2031</u>	<u>2032</u>
2010A	\$235,860	\$236,020										
2011A	\$153,470	\$153,295										
2011B	\$76,045	\$75,480	\$76,200									
2014	\$84,860	\$84,035	\$171,955	\$172,580	\$174,130	\$173,790	\$174,735	\$174,370	\$175,895	\$176,065	\$175,980	\$177,035
2010E - I17-3065	\$ 19,985	\$ 19,985	\$ 19,985	\$ 19,985	\$ 19,985	\$ 19,985	\$ 19,985	\$ 19,985	\$ 19,985	\$ 19,985	\$ 19,985	\$ 368,600



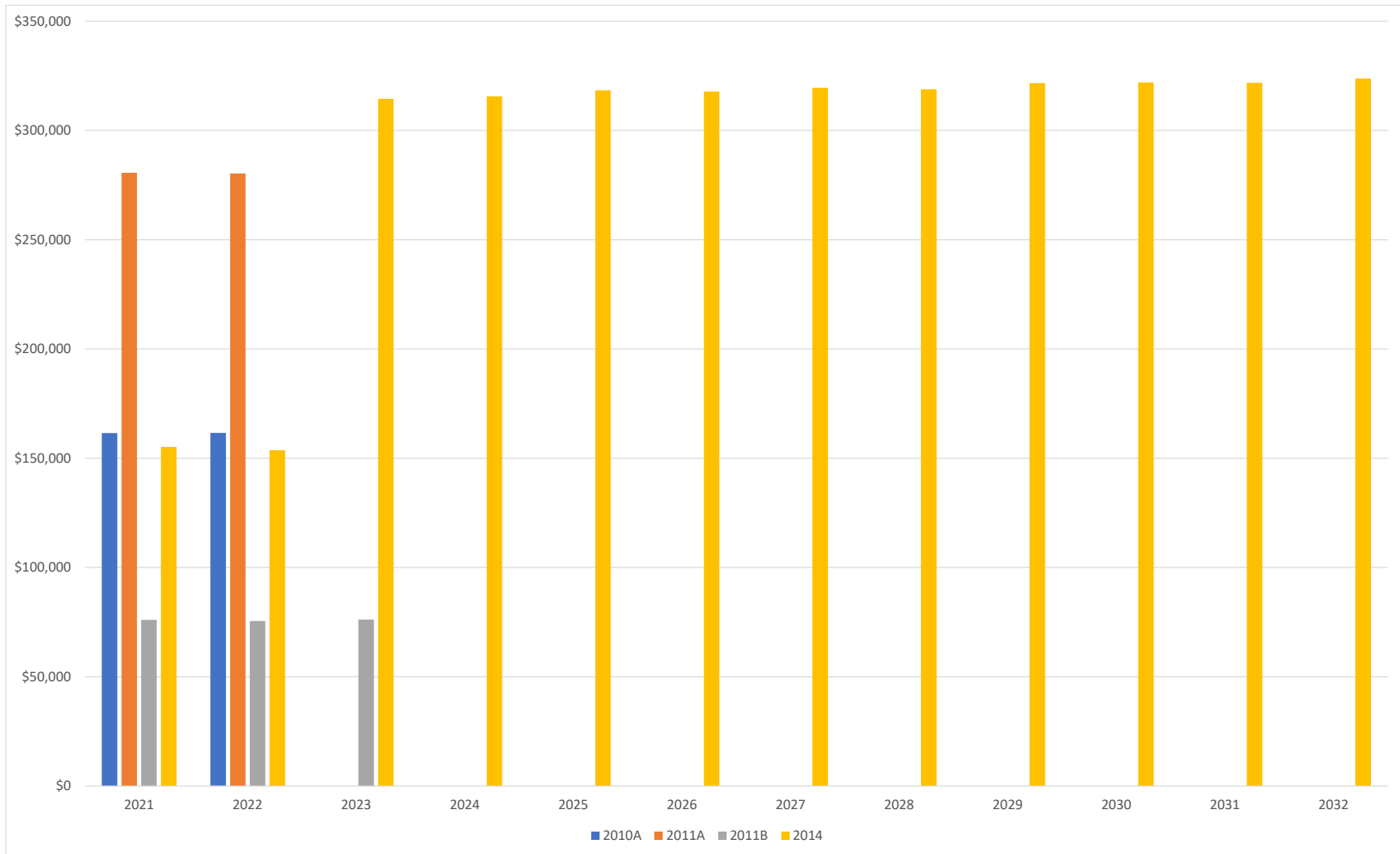
Fund 250

<u>Bond Series/Loan</u>	<u>2021</u>	<u>2022</u>	<u>2023</u>	<u>2024</u>	<u>2025</u>	<u>2026</u>	<u>2027</u>	<u>2028</u>	<u>2029</u>	<u>2030</u>	<u>2031</u>	<u>2032</u>
2011A	\$133,955	\$133,805										
2014	\$74,070	\$73,350	\$150,090	\$150,635	\$151,990	\$151,695	\$152,515	\$152,200	\$153,530	\$153,680	\$153,605	\$154,525
2011 - IEPA	\$ 368,600	\$ 368,600	\$ 368,600	\$ 368,600	\$ 368,600	\$ 368,600	\$ 368,600	\$ 368,600	\$ 368,600	\$ 368,600	\$ 368,600	\$ 368,600



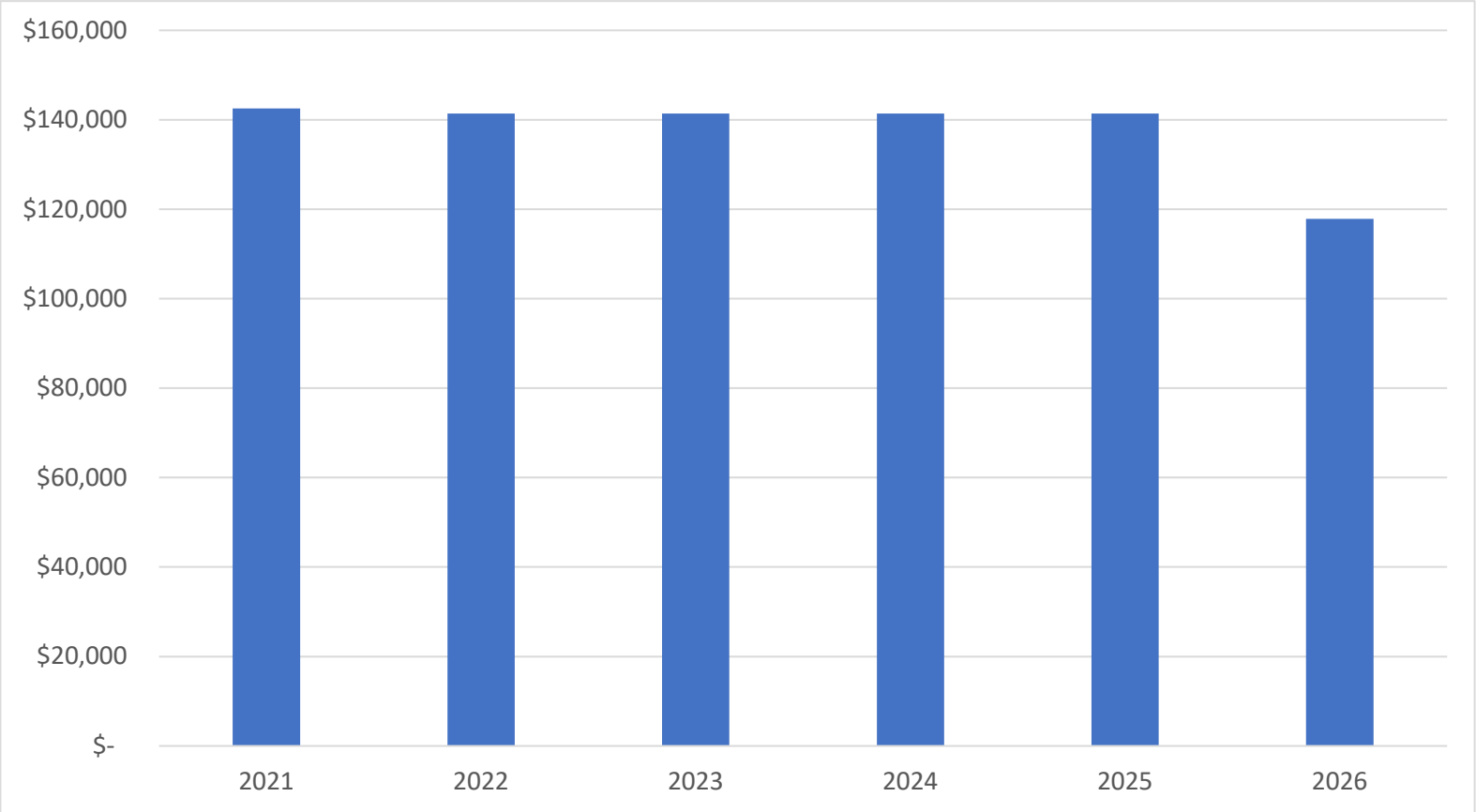
Fund 270

<u>Bond Series/Loan</u>	<u>2021</u>	<u>2022</u>	<u>2023</u>	<u>2024</u>	<u>2025</u>	<u>2026</u>	<u>2027</u>	<u>2028</u>	<u>2029</u>	<u>2030</u>	<u>2031</u>	<u>2032</u>
2010A	\$161,475	\$161,585										
2011A	\$280,635	\$280,315										
2011B	\$76,045	\$75,480	\$76,200									
2014	\$155,180	\$153,670	\$314,435	\$315,575	\$318,410	\$317,795	\$319,520	\$318,855	\$321,640	\$321,955	\$321,800	\$323,730



Fund 320

<u>Bond Series/Loan</u>	<u>2021</u>	<u>2022</u>	<u>2023</u>	<u>2024</u>	<u>2025</u>	<u>2026</u>
Pumphouse	\$ 142,515	\$ 141,420	\$ 141,420	\$ 141,420	\$ 141,420	\$ 117,850





**Budget
Fiscal Year End
12/31/2021**

Fund Number	Fund	Revenue	Operating Expenditures	Capital Expenditures	Total Expenditures	Revenues in Excess of Expenditures
General - Unrestricted						
001	General	\$4,658,015	\$3,696,095		\$3,696,095	\$961,920
011	Departmental Projects	\$2,770	\$0		\$0	\$2,770
022	Landfill Host Fees	\$1,118,765	\$425,000	\$ 960,000	\$1,385,000	(\$266,235)
024	Public Safety Radio	\$160	\$0		\$0	\$160
032	Working Cash	\$5,070	\$0		\$0	\$5,070
430	Fiduciary	\$2,750	\$0		\$0	\$2,750
Subtotal - General Unrestricted		\$5,787,530	\$4,121,095	\$960,000	\$5,081,095	\$706,435
General - Restricted						
003	Street & Bridge	\$578,625	\$841,905		\$841,905	(\$263,280)
004	Rec & Culture	\$221,200	\$221,200		\$221,200	\$0
005	Fire	\$3,403,895	\$4,550,695		\$4,550,695	(\$1,146,800)
006	ESDA	\$5,145	\$5,145		\$5,145	\$0
007	Police	\$4,094,535	\$5,227,125		\$5,227,125	(\$1,132,590)
008	Street Lighting	\$245,975	\$226,935		\$226,935	\$19,040
013	State DUI	\$5,700	\$0		\$0	\$5,700
014	Crossing Guard	\$31,750	\$49,495		\$49,495	(\$17,745)
019	Public Benefit	\$126,800	\$176,350		\$176,350	(\$49,550)
020	Audit	\$43,805	\$43,805		\$43,805	\$0
030	Social Security	\$498,495	\$498,495		\$498,495	\$0
031	IMRF	\$460,920	\$457,050		\$457,050	\$3,870
033	State Drug	\$5,660	\$0		\$0	\$5,660
036	Evidence Monies	\$12,000	\$3,600		\$3,600	\$8,400
037	Fed Drug	\$5,090	\$0		\$0	\$5,090
038	Public Comfort	\$570	\$5		\$5	\$565
039	Demolition	\$60,000	\$60,000		\$60,000	\$0
043	Fire Prevention	\$5	\$0		\$0	\$5
046	Special Assessment	\$0	\$0		\$0	\$0
047	Sick Leave	\$0	\$0		\$0	\$0
049	Radon	\$0	\$0		\$0	\$0
070	Economic Development	\$1,355	\$1,355		\$1,355	\$0
400	EM Loan	\$2,000	\$0		\$0	\$2,000
420	HUD	\$1,000	\$1,000		\$1,000	\$0
500	Park	\$259,375	\$410,945		\$410,945	(\$151,570)
560	Rec	\$42,000	\$112,500		\$112,500	(\$70,500)
570	Runners Park	\$0	\$0		\$0	\$0
600	Payroll	\$0	\$0		\$0	\$0
900	Barstow FPD Escrow	\$0	\$0		\$0	\$0
930	Seizure Monies	\$0	\$0		\$0	\$0
Subtotal - General Restricted		\$10,105,900	\$12,887,605	\$0	\$12,887,605	(\$2,781,705)
Total General Funds		\$15,893,430	\$17,008,700	\$960,000	\$17,968,700	(\$2,075,270)
Water/Sewer Enterprise Funds						
200	Water Plant	\$2,751,000	\$2,849,770		\$2,849,770	(\$98,770)
220	Water	\$2,270,910	\$2,241,250	\$ 515,000	\$2,756,250	(\$485,340)
250	Sewer Plant	\$3,303,720	\$3,415,035		\$3,415,035	(\$111,315)
270	Sewer	\$2,706,425	\$2,174,285	\$ 946,000	\$3,120,285	(\$413,860)
Subtotal - Water/Sewer Enterprise		\$11,032,055	\$10,680,340	\$1,461,000	\$12,141,340	(\$1,109,285)
Other Enterprise Funds						
002	Garbage	\$970,805	\$1,064,625		\$1,064,625	(\$93,820)
320	Drainage	\$814,500	\$613,290	\$ 608,000	\$1,221,290	(\$406,790)
540	Pool	\$277,500	\$277,330		\$277,330	\$170
Subtotal Other Enterprise		\$2,062,805	\$1,955,245	\$608,000	\$2,563,245	(\$500,440)
Total Enterprise Funds		\$13,094,860	\$12,635,585	\$2,069,000	\$14,704,585	(\$1,609,725)

Fund Number	Fund	Revenue	Operating Expenditures	Capital Expenditures	Total Expenditures	Revenues in Excess of Expenditures
Internal Service						
010	Information Technology	\$197,770	\$197,770		\$197,770	\$0
012	Motor Pool	\$660,670	\$741,370		\$741,370	(\$80,700)
016	Insurance Reserve	\$629,140	\$629,120		\$629,120	\$20
017	Insurance Tort & Judge	\$297,140	\$297,140		\$297,140	\$0
Total Internal Service Funds		\$1,784,720	\$1,865,400	\$0	\$1,865,400	(\$80,680)
Capital Project & Equipment Funds						
009	Vehicle Equip & Reserve	\$50	\$0		\$0	\$50
021	Non-Home Rule Sales	\$474,165	\$169,280	\$ 360,000	\$529,280	(\$55,115)
505	Park Capital Improv	\$25	\$0		\$0	\$25
545	Pool Cap Impr	\$0	\$0		\$0	\$0
950	MFT	\$3,836,625	\$0	\$ 3,676,165	\$3,676,165	\$160,460
Total Capital Projects Fund		\$4,310,865	\$169,280	\$4,036,165	\$4,205,445	\$105,420
Trust/Fiduciary Funds						
015	Employee Insurance	\$15,000	\$80,500		\$80,500	(\$65,500)
910	H&H Auto Draw	\$3,770,345	\$3,255,245		\$3,255,245	\$515,100
920	Flex	\$670	\$0		\$0	\$670
Total Trust/Fiduciary Funds		\$3,786,015	\$3,335,745	\$0	\$3,335,745	\$450,270
Debt Service Funds						
042	GO Bond	\$256,295	\$254,910		\$254,910	\$1,385
550	Pool Bond	\$0	\$0		\$0	\$0
Total Debt Service Fund		\$256,295	\$254,910	\$0	\$254,910	\$1,385
Special Revenue Funds						
160	Strike It TIF	\$82,525	\$14,775		\$14,775	\$67,750
162	Downtown TIF	\$92,240	\$317,635		\$317,635	(\$225,395)
163	GRIP TIF	\$155,000	\$0		\$0	\$155,000
164	Riverfront TIF	\$235,540	\$437,550		\$437,550	(\$202,010)
166	Port of Call TIF	\$520,915	\$520,915		\$520,915	\$0
167	EM Glass TIF	\$114,770	\$114,770		\$114,770	\$0
169	Kennedy Drive TIF	\$278,265	\$339,785		\$339,785	(\$61,520)
Subtotal TIF Funds		\$1,479,255	\$1,745,430	\$0	\$1,745,430	(\$266,175)
Other Special Revenue Funds						
025	HOTEL/MOTEL	\$160,000	\$136,225		\$136,225	\$23,775
040	SSA	\$60,070	\$115,200		\$115,200	(\$55,130)
050	EM Fireworks	\$23,110	\$7,500		\$7,500	\$15,610
510	Florence Aldridge Center	\$27,700	\$1,680		\$1,680	\$26,020
520	Library	\$863,700	\$861,425		\$861,425	\$2,275
525	Library Cap Improve	\$285,000	\$285,000		\$285,000	\$0
530	Library Foundation	\$0	\$0		\$0	\$0
535	Library Bldg & Maint	\$56,500	\$56,500		\$56,500	\$0
Subtotal Other Special Revenue		\$1,476,080	\$1,463,530	\$0	\$1,463,530	\$12,550
Total Special Revenue Funds		\$2,955,335	\$3,208,960	\$0	\$3,208,960	(\$253,625)
City wide Totals		\$42,081,520	\$38,478,580	\$7,065,165	\$45,543,745	(\$3,462,225)

Summary		Revenue	Operating Expenditures	Capital Expenditures	Total Expenditures	Revenues in Excess of Expenditures
General - Unrestricted		\$5,787,530	\$4,121,095	\$960,000	\$5,081,095	\$706,435
General - Restricted		\$10,105,900	\$12,887,605	\$0	\$12,887,605	(\$2,781,705)
Water/Sewer Enterprise Funds		\$11,032,055	\$10,680,340	\$1,461,000	\$12,141,340	(\$1,109,285)
Other Enterprise Funds		\$2,062,805	\$1,955,245	\$608,000	\$2,563,245	(\$500,440)
Internal Service		\$1,784,720	\$1,865,400		\$1,865,400	(\$80,680)
Capital Project & Equipment Funds		\$4,310,865	\$169,280	\$4,036,165	\$4,205,445	\$105,420
Trust/Fiduciary Funds		\$3,786,015	\$3,335,745		\$3,335,745	\$450,270
Debt Service Funds		\$256,295	\$254,910		\$254,910	\$1,385
Special Revenue Funds		\$1,479,255	\$1,745,430		\$1,745,430	(\$266,175)
Other Special Revenue Funds		\$1,476,080	\$1,463,530		\$1,463,530	\$12,550
		\$42,081,520	\$38,478,580	\$7,065,165	\$45,543,745	(\$3,462,225)

Formatted Account Number	Account Title	2018 Actual	2019 Actual	2020 YTD	2020 Budget	2021 Budget
GENERAL FUND						
001-300-1110.00	CTY.TREAS. (PROPERTY TAX)	751,377.46	683,534.48	734,509.22	1,081,265.00	577,785
001-300-1120.00	ILL.ST.REPLACEMENT TAX	604,958.68	459,602.75	724,316.93	800,000.00	75,000
001-300-1145.00	STATE CANNABIS EXCISE TAX	.00	.00	10,149.43	10,000.00	15,000
001-300-1310.00	SALES TAX	306,707.47	416,184.39	520,562.66	200,000.00	300,000
001-300-1510.00	INCOME TAX	51,606.82	235,567.12	383,310.88	25,000.00	50,000
001-300-1610.00	UTILITY TAX	12,342.67	153,142.30-	192,846.83	50,000.00	75,000
001-300-1620.00	RETAILERS OCCUPATION TAX	.00	.00	.00	.00	250,000
001-300-1630.00	BUSINESS DISTRICT TAX (BEND)	46.81	3,311.46	10,910.59	10,000.00	500
001-300-1640.00	AMUSEMENT TAX	3,240.50	29,686.15	8,303.51	8,500.00	25,000
001-300-1710.00	VIDEO GAMING TAX	189,298.02	220,381.99	155,147.64	135,000.00	150,000
001-300-1900.00	FIRE PENSION TAXES	.00	.00	706,815.51	571,400.00	1,409,600
001-300-2000.00	POLICE PENSION TAXES	.00	.00	973,736.23	787,185.00	1,472,480
001-320-2110.00	ALCOHOLIC BEVERAGE LIC./FINES	60,999.61	65,426.60	48,083.33	50,000.00	50,000
001-320-2112.00	ONE-DAY ALCOHOLIC BEV.LICENSES	875.00	500.00	50.00	50.00	500
001-320-2120.00	FOOD LICENSES	39,830.00	43,631.25	29,708.00	28,000.00	32,000
001-320-2121.00	TEMPORARY FOOD LICENSES	2,805.00	3,445.00	1,022.50	315.00	500
001-320-2130.00	TOBACCO LICENSE	2,237.50	2,400.00	2,300.00	2,300.00	2,300
001-320-2140.00	MISC. LICENSES	1,515.00	1,687.50	1,719.00	1,655.00	1,500
001-320-2150.00	UTILITY ACCOMMODATION PERMIT	6,720.00	3,360.00	2,800.00	5,600.00	5,600
001-320-2160.00	ELECTRIC LICENSES	50.00	75.00	25.00	25.00	100
001-320-2162.00	CONTRACTORS REGISTRATION	23,890.00	21,245.00	15,660.00	15,000.00	15,000
001-320-2162.08	CONTRACTOR'S REG.-CARBON CLIFF	3,960.00	5,220.00	3,000.00	3,000.00	4,500
001-320-2163.00	SOLICITOR'S PERMITS	926.00	380.00	25.00	25.00	100
001-320-2170.00	SPECIAL EVENT LICENSE	300.00	1,250.00	100.00	100.00	500
001-320-2180.00	VIDEO GAMING LICENSE	3,450.00	3,900.00	2,337.50	2,340.00	2,300
001-320-2210.00	INSPECTION FEES	251.25	.00	804.00	805.00	.00
001-320-2212.00	PLUMBING PERMITS	8,905.00	8,676.00	7,523.00	7,000.00	5,000
001-320-2212.08	PLUMBING PERMITS-CARBON CLIFF	320.00	335.00	515.00	495.00	400
001-320-2213.00	BUILDING PERMITS	96,578.00	79,531.00	114,098.00	97,000.00	80,000
001-320-2213.08	BUILDING PERMITS-CARBON CLIFF	6,197.00	3,995.00	6,734.00	6,100.00	5,000
001-320-2214.00	HEATING PERMITS	8,707.00	12,469.31	9,686.00	8,500.00	8,500
001-320-2214.08	HEATING PERMITS-CARBON CLIFF	289.00	512.00	370.00	270.00	350
001-320-2215.00	ELECTRICAL PERMITS	6,242.41	7,778.50	16,470.61	15,500.00	6,500
001-320-2215.08	ELECTRICAL PERMIT-CARBON CLIFF	1,675.00	756.00	1,481.27	1,500.00	300
001-320-2216.08	FIRE PERMITS	571.00	180.00	631.00	630.00	200
001-320-2309.08	MISC PERMITS	.00	262.00	.00	.00	.00
001-330-3410.00	STATE TRAFFIC LIGHT REIMBURSE.	13,899.37	26,116.24	54,343.01	55,000.00	20,000
001-330-3814.00	GRANTS & REIMBURSEMENTS	.00	2,709.40	955.00	1,000.00	.00
001-340-4010.00	CURB CUTS	920.00	1,430.00	1,775.00	1,400.00	1,200
001-340-4012.00	PROSECUTORS FEES	361.06	256.74	174.31	165.00	250
001-340-4013.00	ADMINISTRATION COSTS	1,200.00	1,200.00	1,200.00	1,200.00	1,200
001-340-4140.00	XEROX COPIES SOLD	67.25	35.00	.00	.00	.00
001-340-4141.00	BOOKS, MAPS, FILING FEES	.00	25.00	50.00	50.00	.00
001-340-4211.00	TRAINING FEES	1,275.75	159.75	114.75	115.00	150

Formatted Account Number	Account Title	2018 Actual	2019 Actual	2020 YTD	2020 Budget	2021 Budget
001-340-4510.00	WEED CUTTING PAYMENTS	1,663.00	2,712.00	3,042.25	4,000.00	2,500
001-361-6110.00	INTEREST-NOW (GEN.)	33,010.95	25,860.57	4,893.26	4,500.00	3,700
001-361-6112.00	IPTIP INT.(SALES,INC.)	18,000.93	23,134.03	2,514.32	2,700.00	2,000
001-361-6113.00	IPTIP INT.ON CHECKING	3.15	3.49	.79	5.00	.00
001-392-9211.00	PROPERTY SALES	1,500.00	.00	.00	.00	.00
001-396-3910.00	TRANS.FROM MISC. FUNDS	.00	124,421.89	.00	5,000.00	5,000
001-396-9211.00	GAIN/LOSS FIXED ASSETS	.00	2,500.00	.00	.00	.00
001-396-9610.00	MISCELLANEOUS REVENUE	10,590.67	4,300.70-	21,135.95	1,800.00	500
Total Revenue:		2,279,364.33	2,368,404.61	4,775,951.28	4,001,495.00	4,658,015
GENERAL GOVT						
001-4100-495.2	ANNEXATION TAX ABATEMENTS	4,416.79	4,637.24	4,591.94	4,480.00	4,680
001-4100-497.2	CARBON CLIFF 15% PORTION FEES	1,272.15	754.65	1,279.39	1,500.00	1,500
Total GENERAL GOVT:		5,688.94	5,391.89	5,871.33	5,980.00	6,180
FINANCE ADMIN						
001-4101-110.1	SALARIES-FINANCE OFFICE	39,699.36	36,242.68	64,290.81	68,455.00	40,595
001-4101-209.0	RISK MNGMNT CHARGEBACKS	.00	.00	4,975.00	4,975.00	1,770
001-4101-210.0	HEALTH INSURANCE	4,188.00	1,020.00	5,047.08	5,045.00	5,625
001-4101-231.0	RET/DIS.HEALTH & H.INS.	13,668.00	23,319.48	21,453.84	21,455.00	22,675
001-4101-300.1	PROFESSIONAL FEES	321.00	400.00	.00	350.00	250
001-4101-336.0	IT CHARGEBACK	.00	.00	3,725.00	3,725.00	3,575
001-4101-430.0	EQUIPMENT REPAIRS	.00	204.33	.00	.00	100
001-4101-431.1	CONTRACTS/MAINT. AGREEMENTS	2,987.00	3,136.00	.00	3,000.00	1,500
001-4101-431.2	COPY MACHINE MAINTENANCE	537.47	563.72	.00	250.00	250
001-4101-431.3	DATA PROCESSING SUPPORT	4,519.61	4,663.32	3,068.49	3,500.00	3,700
001-4101-431.4	D P PURCHASING/MAINTENANCE	1,600.00	.00	.00	250.00	.00
001-4101-431.5	OFFICE FURN. & EQUIP.	16.99	.00	115.37	250.00	250
001-4101-496.0	BANK FEES	118.00	56.00	.00	120.00	60
001-4101-501.0	MEETINGS	312.91	560.70	59.41	75.00	75
001-4101-502.3	TRAINING	1,792.53	2,069.69	406.30	750.00	1,750
001-4101-530.0	TELEPHONE	2,301.12	2,724.66	600.00	750.00	600
001-4101-540.0	ADVERTISING	415.93	984.03	577.86	600.00	350
001-4101-550.0	PRINTING	17.71	.00	.00	50.00	100
001-4101-581.0	MILEAGE	395.45	902.81	72.57	100.00	100
001-4101-600.2	COPY MACHINE SUPPLIES	494.01	875.00	446.00	450.00	400
001-4101-600.4	OFFICE SUPPLIES	4,554.91	4,140.11	2,459.96	2,500.00	2,500
001-4101-612.0	POSTAGE	1,017.90	693.20	8.70	150.00	750
001-4101-640.0	DUES AND SUBSCRIPTIONS	41,851.91	44,323.86	46,126.64	45,000.00	25,000
001-4101-640.1	CODIFIER	.00	1,000.00	.00	500.00	500
001-4101-800.0	CONTINGENCIES	4,083.17	2,385.61	820.30	750.00	1,500
Total FINANCE ADMIN:		124,892.98	130,265.20	154,253.33	163,050.00	113,975

Formatted Account Number	Account Title	2018 Actual	2019 Actual	2020 YTD	2020 Budget	2021 Budget
CITY CLERK						
001-4103-110.1	SALARIES-CITY CLERK	7,228.66	7,228.65	6,924.00	7,200.00	7,200
001-4103-209.0	RISK MNGMNT CHARGEBACKS	.00	.00	1,360.00	1,360.00	1,175
001-4103-336.0	IT CHARGEBACK	.00	.00	2,495.00	2,495.00	2,490
001-4103-600.2	COPY MACHINE SUPPLIES	.00	.00	.00	75.00	75
001-4103-600.4	OFFICE SUPPLIES	487.22	381.72	395.52	350.00	400
001-4103-612.0	POSTAGE	.00	.00	8.25	.00	.00
001-4103-640.0	DUES AND SUBSCRIPTIONS	318.00	548.34	.00	500.00	500
001-4103-740.1	EQUIPMENT/GENERAL	144.00	144.00	.00	165.00	165
Total CITY CLERK:		8,177.88	8,302.71	11,182.77	12,145.00	12,005
BLD & GROUNDS						
001-4110-110.1	SALARIES-GEN.BLDG.&GRDS.	12,170.59	12,211.10	12,168.98	11,530.00	11,640
001-4110-209.0	RISK MNGMNT CHARGEBACKS	.00	.00	1,360.00	1,360.00	1,175
001-4110-230.0	HEALTH INS/DEPENDENT (RETIREE)	4,596.00	7,775.40	7,153.32	7,155.00	7,560
001-4110-336.0	IT CHARGEBACK	.00	.00	290.00	290.00	285
001-4110-411.0	UTILITIES	36,759.49	34,780.29	34,131.57	35,000.00	35,000
001-4110-498.0	DEBT SERVICE	5,690.76	5,690.76	.00	.00	.00
001-4110-610.0	GENERAL SUPPLIES	4,345.01	3,879.98	3,850.92	4,000.00	4,000
001-4110-611.0	TOWELS/RUGS	13,292.14	16,082.93	8,136.24	6,500.00	10,000
001-4110-730.0	FACILITY IMPROVEMENTS	199.26	5,597.41	23,820.78	9,000.00	9,000
001-4110-731.0	FACILITY MAINTENANCE	6,335.68	13,107.29	6,919.40	23,775.00	10,000
001-4110-735.0	BEACON HARBOR MAINT	821.88	1,030.84	876.72	1,000.00	1,000
001-4110-740.1	GENERAL EQUIPMENT	.00	.00	144.98	250.00	250
001-4110-740.6	GENERATOR MAINT	.00	1,181.62	767.80	.00	500
Total BLD & GROUNDS:		84,210.81	101,337.62	99,620.71	99,860.00	90,410
FA COMMUNITY CTR						
001-4111-731.0	FACILITY MAINTENANCE	64.97	38,495.00	5,270.17	14,550.00	.00
Total FA COMMUNITY CTR:		64.97	38,495.00	5,270.17	14,550.00	.00
HUMAN RESOURCES						
001-4114-110.1	SALARIES	23,128.14	18,426.32	19,674.48	25,090.00	23,550
001-4114-209.0	RISK MNGMNT CHARGEBACKS	.00	.00	1,165.00	1,165.00	470
001-4114-210.0	HEALTH INSURANCE	3,408.00	.00	.00	.00	.00
001-4114-300.1	PROFESSIONAL FEES	215.00	.00	.00	500.00	500
001-4114-336.0	IT CHARGEBACK	.00	.00	3,000.00	3,000.00	2,585
001-4114-431.4	DP PURCHASING/MAINTENANCE	971.15	1,093.85	430.83	1,500.00	1,500
001-4114-501.0	MEETINGS	.00	20.19	96.94	200.00	200
001-4114-502.1	TRAINING AND REFERENCE MATERIAL	300.00	.00	350.00	300.00	300
001-4114-502.3	TRAINING	50.00	1,075.88	.00	1,000.00	1,000
001-4114-530.0	TELEPHONE	1,269.09	1,956.18	977.35	500.00	500
001-4114-540.0	ADVERTISING	5,566.94	.00	600.00	4,000.00	3,000

Formatted Account Number	Account Title	2018 Actual	2019 Actual	2020 YTD	2020 Budget	2021 Budget
001-4114-550.0	PRINTING	121.06	334.80	482.08	300.00	200
001-4114-580.0	MILEAGE	.00	339.30	.00	.00	.00
001-4114-600.4	OFFICE SUPPLIES	189.36	398.68	84.70	300.00	300
001-4114-612.0	POSTAGE	.00	.00	.00	200.00	200
001-4114-640.0	DUES AND SUBSCRIPTIONS	308.00	868.00	419.00	600.00	600
Total HUMAN RESOURCES:		35,526.74	24,513.20	27,280.38	38,655.00	34,905
INFORMATION TEC						
001-4118-110.1	SALARIES-INFORMATION TECH	41,150.20	43,390.61	.00	.00	.00
001-4118-210.0	HEALTH INSURANCE	4,188.00	7,188.00	6,612.96	6,615.00	.00
001-4118-431.1	CONTRACTS/MAINTENANCE AGREE	3,313.32	4,145.20	.00	.00	.00
001-4118-431.3	DATA PROCESSING SUPPORT	7,566.97	6,414.11	.00	.00	.00
001-4118-501.0	MEETINGS	66.54	.00	.00	.00	.00
001-4118-502.3	TRAINING	599.00	279.00	.00	.00	.00
001-4118-530.0	TELEPHONE	1,373.18	462.08	.00	.00	.00
001-4118-550.0	PRINTING	50.00	84.02	.00	.00	.00
001-4118-600.1	DATA PROCESSING SUPPLIES	4,763.62	6,421.06	.00	.00	.00
001-4118-612.0	POSTAGE	13.71	.00	.00	.00	.00
001-4118-640.0	DUES AND SUBSCRIPTIONS	.00	119.00	.00	.00	.00
001-4118-740.0	EQUIPMENT	.00	4,535.02	.00	.00	.00
001-4118-743.1	MOTOR POOL OPERATIONS	3,720.00	3,945.00	.00	.00	.00
Total INFORMATION TEC:		66,804.54	76,983.10	6,612.96	6,615.00	.00
EXEC & LEG						
001-4202-110.1	SALARIES-EXEC. & LEG.	44,863.67	44,748.07	43,658.00	45,405.00	45,405
001-4202-209.0	RISK MNGMNT CHARGEBACKS	.00	.00	12,225.00	12,225.00	10,075
001-4202-336.0	IT CHARGEBACK	.00	.00	3,730.00	3,730.00	3,710
001-4202-431.5	OFFICE FURNITURE	.00	.00	122.18	.00	.00
001-4202-475.0	BONDS	475.00	.00	.00	.00	.00
001-4202-501.0	MEETINGS	3,393.97	3,145.79	994.29	3,500.00	3,500
001-4202-502.3	TRAINING	310.00	807.67	.00	500.00	500
001-4202-510.0	VOLUNTEER/EMPL. RECOGNITION	5,884.45	4,458.56	2,744.87	3,000.00	4,000
001-4202-530.0	TELEPHONE	1,159.24	958.24	600.00	850.00	600
001-4202-540.0	ADVERTISING	.00	.00	.00	200.00	.00
001-4202-540.1	COMMUNITY RELATIONS	652.56	897.61	1,691.50	1,300.00	1,500
001-4202-550.0	PRINTING	440.41	310.00	224.72	500.00	200
001-4202-600.4	SUPPLIES--OFFICE	.00	62.94	165.75	200.00	200
001-4202-640.0	DUES AND SUBSCRIPTIONS	3,770.00	2,762.69	520.00	4,000.00	4,000
Total EXEC & LEG:		60,949.30	58,151.57	66,676.31	75,410.00	73,690
LEGAL SERVICE						
001-4204-210.0	HEALTH INSURANCE	8,472.00	14,376.00	13,225.92	13,225.00	13,980
001-4204-300.2	PROFESSIONAL SERVICES	231,644.99	206,268.75	180,365.76	215,000.00	.00

Formatted Account Number	Account Title	2018 Actual	2019 Actual	2020 YTD	2020 Budget	2021 Budget
001-4204-311.1	FILING FEES	.00	.00	85.00	.00	.00
001-4204-850.0	SPECIAL PROJECTS	2,991.32	1,367.68	1,894.07	3,000.00	.00
Total LEGAL SERVICE:		243,108.31	222,012.43	195,570.75	231,225.00	13,980
POLICE & FIRE COMMISSION						
001-4205-310.2	LEGAL SERVICES	.00	.00	.00	.00	750
001-4205-501.0	MEETINGS	4,355.98	313.50	.00	.00	250
001-4205-502.3	TRAINING	.00	.00	.00	.00	1,000
001-4205-540.0	ADVERTISING	.00	.00	.00	.00	700
001-4205-640.0	DUES AND SUBSCRIPTIONS	.00	18.59	750.00	375.00	400
001-4205-825.0	POLICE PENSION EXP (NET)	299.00-	.00	.00	.00	.00
001-4205-850.0	SPECIAL PROJECTS	895.19	.00	.00	.00	13,100
Total POLICE & FIRE COMMISSION:		4,952.17	332.09	750.00	375.00	16,200
HEALTH						
001-4207-110.1	SALARIES-HEALTH	67,522.32	16,600.50	17,703.10	27,500.00	26,870
001-4207-120.0	SUMMER EMPLOYMENT (INTERN)	9,457.25	7,957.50	.00	9,840.00	9,840
001-4207-209.0	RISK MNGMNT CHARGEBACKS	.00	.00	3,320.00	3,320.00	1,655
001-4207-210.0	HEALTH INSURANCE	4,104.00	6,911.40	.00	.00	.00
001-4207-231.0	RET/DISABLED HEALTH INSURANCE	4,596.00	16,173.00	14,879.16	14,880.00	15,725
001-4207-300.2	PROFESSIONAL SERVICES	50.00	.00	.00	.00	.00
001-4207-336.0	IT CHARGEBACK	.00	.00	5,650.00	5,650.00	5,735
001-4207-340.0	WEED CUTTING COSTS	2,274.89	8,139.45	4,555.23	6,500.00	8,000
001-4207-431.4	Data Processing Maintenance	927.17	1,679.71	649.80	1,000.00	100
001-4207-431.5	OFFICE FURNITURE & EQUIPMENT	.00	241.86	.00	100.00	300
001-4207-501.0	MEETINGS	488.96	17.09	.00	150.00	1,000
001-4207-502.1	REFERENCE & TRAIN. MATERIALS	20.00	365.57	.00	100.00	300
001-4207-502.3	TRAINING	1,642.90	666.01	36.50	100.00	1,000
001-4207-530.0	TELEPHONE	845.14	1,028.81	52.10	150.00	850
001-4207-550.0	PRINTING	289.12	887.21	409.28	350.00	1,000
001-4207-600.4	OFFICE SUPPLIES	534.41	349.15	42.84	100.00	300
001-4207-612.0	POSTAGE	138.70	.00	228.55	500.00	500
001-4207-640.0	DUES AND SUBSCRIPTIONS	1,290.10	275.00	153.38	250.00	350
001-4207-740.1	GENERAL EQUIPMENT	283.04	291.26	10.00	100.00	400
001-4207-743.1	MOTOR POOL OPERATIONS	4,765.00	5,008.00	4,940.00	4,940.00	4,940
Total HEALTH:		99,229.00	66,591.52	52,629.94	75,530.00	78,865
INSPECTION						
001-4308-110.1	SALARIES-GEN. INSP.	61,149.36	59,631.15	89,550.24	59,805.00	90,135
001-4308-209.0	RISK MNGMNT CHARGEBACKS	.00	.00	2,470.00	2,470.00	2,645
001-4308-210.0	HEALTH INSURANCE	8,472.00	.00	9,012.96	9,015.00	20,270
001-4308-230.0	HEALTH INS/DEPENDENT (RETIREE)	4,596.00	7,775.40	7,153.32	7,155.00	7,560
001-4308-300.2	PROFESSIONAL SERVICES	25.10	.00	.00	.00	.00

Formatted Account Number	Account Title	2018 Actual	2019 Actual	2020 YTD	2020 Budget	2021 Budget
001-4308-336.0	IT CHARGEBACK	.00	.00	3,975.00	3,975.00	3,845
001-4308-431.4	Data Processing Maintenance	894.85	2,637.43	868.77	1,200.00	3,200
001-4308-501.0	MEETINGS	400.00	980.00	.00	250.00	1,200
001-4308-502.1	REF. AND TRAINING MATERIALS	925.70	313.00	.00	250.00	600
001-4308-502.3	TRAINING	1,999.81	2,978.02	110.00	250.00	3,200
001-4308-530.0	TELEPHONE	2,301.13	2,300.66	68.80-	150.00	1,000
001-4308-550.0	PRINTING	300.00	402.92	65.00	150.00	500
001-4308-600.4	OFFICE SUPPLIES	370.86	917.80	340.66	450.00	600
001-4308-612.0	POSTAGE	250.00	296.85	8.10	100.00	400
001-4308-640.0	DUES AND SUBSCRIPTIONS	2,947.21	1,858.38	1,593.38	2,500.00	2,200
001-4308-740.1	GENERAL EQUIPMENT	806.70	6.39	.00	150.00	600
001-4308-743.0	CAPITAL PURCHASE	22,913.44	138,441.89	.00	.00	.00
001-4308-743.1	MOTOR POOL OPERATIONS	8,805.00	9,030.00	12,845.00	12,845.00	12,715
Total INSPECTION:		117,157.16	227,569.89	127,923.63	100,715.00	150,670

LIGHTS & SIGNALS

001-4309-622.1	TRAFFIC SIGNAL POWER	14,488.35	14,294.27	14,794.95	15,000.00	17,000
001-4309-622.2	TRAFFIC SIGNAL MAINTENANCE	82.00	3,843.65	25,711.51	67,000.00	40,000
001-4309-623.1	ILL 84 (19TH ST. & 18TH AVE.)	.00	.00	14,298.30	.00	.00
001-4309-623.2	ILL 92 (17TH AVE. & JFK DR.)	.00	617.12	450.00	.00	.00
001-4309-623.3	ILL 92 (17TH AVE. & 6TH ST.)	.00	625.70	261.00	.00	.00
001-4309-623.4	ILL 92 (17TH AVE. & 7 TH ST.)	82.00	2,777.00	.00	.00	.00
001-4309-623.5	ILL 92 (18TH AVE. & 13TH ST.)	.00	2,539.14	230.55	.00	.00
001-4309-623.6	ILL 92 (16TH AVE. & 7TH ST.)	.00	3,492.26	542.65	.00	.00
001-4309-623.7	ILL 92 (16TH AVE. & JFK DR.)	482.49	849.60	.00	.00	.00
001-4309-623.8	ILL 92 (16TH AVE. & 1ST ST.)	1,118.14	754.42	702.95	.00	.00
001-4309-623.9	42ND AVENUE & KENNEDY DRIVE	3,205.55	6,586.19	240.00	.00	.00
001-4309-624.1	42ND AVE. & 7TH ST.	.00	27,923.43	1,533.67	.00	.00
001-4309-624.2	42ND AVE. & ARCHER DRIVE	.00	2,366.25	4,950.15	.00	.00
001-4309-624.3	42ND AVE. & COLONA AVE.	.00	680.00	.00	.00	.00
001-4309-624.4	7TH ST. & 30TH AVE.	17,111.36	14,700.00	1,158.45	.00	.00
001-4309-624.5	KENNEDY DR. & 30TH AVE.	.00	2,520.08	.00	.00	.00
001-4309-624.6	ARCHER DR. & 30TH AVE.	3,006.55	.00	93.97	.00	.00
001-4309-624.8	ILL 84 (19TH ST. & MORTON DR.)	.00	.00	447.94	.00	.00
001-4309-624.9	7TH ST. & 15TH AVE.	112.10	4,176.67	430.87	.00	.00
001-4309-625.1	7TH ST. & 12TH AVE.	1,317.45	642.00	177.85	.00	.00
001-4309-625.4	1ST ST. & I. H.	1,645.07	.00	.00	.00	.00
001-4309-625.5	18TH AVE. & ARCHER DRIVE	2,556.49	1,413.24	1,831.28	.00	.00
001-4309-625.6	3RD ST 12 AVE	1,658.31	.00	10,195.65	.00	.00
001-4309-625.7	1ST ST. 12TH AVE	.00	.00	7,588.00	.00	.00
001-4309-625.8	I 5 & MORTON DR. INTERSECTION	8,388.90	466.50	.00	.00	.00
001-4309-625.9	11 ST & 42ND AVE.	2,468.66	1,634.68	4,807.38	.00	.00
001-4309-626.1	13TH ST 13TH AVE	272.90	220.65	2,357.13	.00	.00

Formatted Account Number	Account Title	2018 Actual	2019 Actual	2020 YTD	2020 Budget	2021 Budget
Total LIGHTS & SIGNALS:		57,996.32	93,122.85	92,804.25	82,000.00	57,000
GENERAL ADMN						
001-4312-110.1	SALARIES ADMINISTRATION (ANEX)	132,834.74	123,979.84	110,346.84	115,555.00	56,495
001-4312-209.0	RISK MNGMNT CHARGEBACKS	.00	.00	2,450.00	2,450.00	2,075
001-4312-210.0	HEALTH INSURANCE	8,292.00	14,657.76	10,086.24	10,085.00	2,280
001-4312-231.0	RETIRED/DIS. HEALTH INSURANCE	4,896.00	8,356.08	7,687.56	7,690.00	8,125
001-4312-300.2	PROFESSIONAL SERVICES	1,250.00	327.94	300.00	750.00	300
001-4312-336.0	IT CHARGEBACK	.00	.00	5,495.00	5,495.00	5,530
001-4312-431.2	COPY MACHINE MAINTENANCE	763.00	218.97	1,246.21	750.00	750
001-4312-431.4	D P MAINTENANCE	386.36	1,455.46	917.23	400.00	1,000
001-4312-431.5	OFFICE FURN/EQUIP.	289.69	269.99	474.84	300.00	300
001-4312-501.0	MEETINGS	2,948.80	234.85	514.78	3,000.00	750
001-4312-502.3	TRAINING	1,025.18	2,630.47	522.00	3,000.00	750
001-4312-530.0	TELEPHONE	2,770.99	2,931.22	600.00	1,000.00	600
001-4312-550.0	PRINTING	1,767.11	438.77	778.15	500.00	500
001-4312-600.1	DATA PROCESSING SUPPLIES	1,435.04	1,195.86	920.16	1,500.00	750
001-4312-600.2	COPY MACHINE SUPPLIES	.00	473.98	.00	.00	.00
001-4312-600.4	OFFICE SUPPLIES	693.88	338.76	358.50	500.00	400
001-4312-612.0	POSTAGE	50.00	127.37	.00	50.00	.00
001-4312-640.0	DUES AND SUBSCRIPTIONS	2,302.40	2,839.48	2,877.50	3,250.00	3,000
001-4312-743.1	MOTOR POOL OPERATIONS	4,760.00	4,990.00	4,940.00	4,940.00	4,890
Total GENERAL ADMN:		166,465.19	165,466.80	150,515.01	161,215.00	88,495
ENGINEERING						
001-4313-110.1	SALARIES-GEN.ENG.	33,915.60	34,041.53	33,402.18	34,910.00	34,760
001-4313-209.0	RISK MNGMNT CHARGEBACKS	.00	.00	955.00	955.00	815
001-4313-210.0	HEALTH INSURANCE	2,100.00	3,594.00	3,306.48	3,305.00	3,495
001-4313-231.0	RET./DIS.HEALTH & H. INS	9,648.00	16,390.56	15,079.32	15,080.00	11,865
001-4313-300.2	PROFESSIONAL SERVICES	187.50	338.00	.00	.00	.00
001-4313-336.0	IT CHARGEBACK	.00	.00	7,805.00	7,805.00	7,760
001-4313-430.0	EQUIPMENT REPAIRS	.00	199.40	.00	.00	.00
001-4313-431.1	CONTRACTS/MAINT AGREEMENT	969.55	1,136.10	831.65	1,000.00	1,000
001-4313-431.4	DATA PROCESSING MAINTENANCE	89.95	.00	.00	.00	.00
001-4313-431.5	OFFICE FURN/EQUIP.	.00	.00	323.42	500.00	500
001-4313-501.0	MEETINGS	45.00	20.00	152.28	200.00	200
001-4313-502.3	TRAINING	160.00	239.94	52.03	200.00	200
001-4313-530.0	TELEPHONE	3,054.64	4,091.74	.00	1,200.00	1,200
001-4313-540.0	ADVERTISING	568.03	549.11	481.84	400.00	400
001-4313-550.0	PRINTING	257.27	1,137.67	439.67	1,000.00	1,000
001-4313-600.1	DATA PROCESSING SUPPLIES	210.71	119.88	212.69	300.00	300
001-4313-600.3	DRAFTING SUPPLIES	239.39	.00	.00	200.00	200
001-4313-600.4	OFFICE SUPPLIES	344.28	487.01	215.68	400.00	400
001-4313-612.0	POSTAGE	117.38	341.26	128.60	300.00	300

Formatted Account Number	Account Title	2018 Actual	2019 Actual	2020 YTD	2020 Budget	2021 Budget
001-4313-640.0	DUES AND SUBSCRIPTIONS	610.00	356.35	.00	300.00	300
001-4313-740.1	GENERAL EQUIPMENT	129.52	381.66	36.11	400.00	400
001-4313-743.0	CAPITAL PURCHASE	.00	94.56	.00	.00	.00
001-4313-743.1	MOTOR POOL OPERATIONS	4,765.00	4,990.00	4,940.00	4,940.00	4,890
001-4313-800.0	CONTINGENCY	.00	.00	195.00	500.00	500
Total ENGINEERING:		57,411.82	68,508.77	68,556.95	73,895.00	70,485
PLANNING & DEV						
001-4615-231.0	RET/DIS.HEALTH & H.INS.	4,596.00	7,775.40	.00	.00	.00
001-4615-300.2	PROFESSIONAL SERVICES	.00	7,882.00	2,400.00	2,500.00	3,000
Total PLANNING & DEV:		4,596.00	15,657.40	2,400.00	2,500.00	3,000
ECONOMIC DEV						
001-4616-640.0	DUES AND SUBSCRIPTIONS	650.00	650.00	.00	650.00	650
001-4616-800.0	CONTINGENCY	47,090.38	3,325.29	3,520.60	4,000.00	3,500
Total ECONOMIC DEV:		47,740.38	3,975.29	3,520.60	4,650.00	4,150
DEBT SERVICE						
001-4706-473.1	INT.ON LOANS (WARRANTS)	43.91	.00	.00	.00	.00
Total DEBT SERVICE:		43.91	.00	.00	.00	.00
TRANSFERS						
001-4900-491.0	TRANSFER TO OTHER FUNDS	5,000.00	168,563.64	.00	.00	.00
001-4900-495.0	TO POLICE PENSION	.00	.00	1,425,236.84	1,427,485.00	1,472,485
001-4900-496.0	TO FIRE PENSION	.00	.00	1,035,299.99	1,036,180.00	1,409,600
Total TRANSFERS:		5,000.00	168,563.64	2,460,536.83	2,463,665.00	2,882,085
Total Expenditure:		1,190,016.42	1,475,240.97	3,531,975.92	3,612,035.00	3,696,095
Net Total GENERAL FUND:		1,089,347.91	893,163.64	1,243,975.36	389,460.00	961,920

Formatted Account Number	Account Title	2018 Actual	2019 Actual	2020 YTD	2020 Budget	2021 Budget
GARBAGE						
002-300-1110.00	CTY. TREAS. (PROPERTY TAXES)	198,265.92	244,158.71	113,268.84	116,505.00	<u>.00</u>
002-331-3122.00	SWAG- GRANT PROCEEDS	28,476.50	15,976.50	20,488.25	20,500.00	<u>20,500</u>
002-331-3125.00	RICWMA GRANT MONIES	.00	.00	.00	12,500.00	<u>12,500</u>
002-340-4430.00	COLLECTED FEES	577,064.27	669,759.61	664,390.08	714,785.00	<u>775,000</u>
002-340-4431.00	SALE OF Y. WASTE STICKERS/TIES	35,990.75	35,012.75	28,732.00	30,000.00	<u>28,000</u>
002-340-4432.00	CARBON CLIFF GARBAGE REVENUE	70,560.00	71,413.20	66,557.04	72,605.00	<u>72,605</u>
002-340-9002.00	RECYLCING CURBSIDE	68,712.03	78,227.81	69,507.03	62,000.00	<u>62,000</u>
002-361-6110.00	INTEREST-NOW (GARB.)	3,057.41	2,112.10	241.65	225.00	<u>200</u>
002-396-9610.00	MISCELLANEOUS REVENUE	.00	62,640.24	.00	.00	<u>.00</u>
Total Revenue:		<u>982,126.88</u>	<u>1,179,300.92</u>	<u>963,184.89</u>	<u>1,029,120.00</u>	<u>970,805</u>
GARBAGE						
002-4319-209.0	RISK MNGMNT CHARGEBACKS	.00	.00	8,160.00	8,160.00	<u>6,350</u>
002-4319-210.2	HEALTH INSURANCE	13,440.00	.00	.00	.00	<u>.00</u>
002-4319-231.0	RET./DIS.HEALTH & H.INSURANCE	26,880.00	39,222.96	36,085.08	36,085.00	<u>30,580</u>
002-4319-300.6	AUDIT FEES	.00	1,936.66	1,072.20	1,760.00	<u>1,610</u>
002-4319-301.0	LANDFILL FEES	10,347.42	16,742.10	13,371.16	12,000.00	<u>12,000</u>
002-4319-431.6	GARBAGE PICKUP CONTRACT	790,942.26	886,728.74	760,985.22	900,000.00	<u>900,000</u>
002-4319-481.0	SWAG- GRANT EXPENSES	18,298.70	13,835.32	15,198.30	15,900.00	<u>15,900</u>
002-4319-495.2	ANNEXATION TAX REBATES	1,389.81	1,656.16	764.29	1,410.00	<u>1,410</u>
002-4319-581.0	RECYCLING COSTS	49,780.50	51,396.75	53,367.57	52,000.00	<u>52,000</u>
002-4319-603.0	BRUSH TIES/STICKERS/BAGS	.00	.00	30.00	.00	<u>.00</u>
002-4319-743.1	MOTOR POOL OPERATIONS	45,000.00	45,367.50	44,775.00	44,775.00	<u>44,775</u>
Total GARBAGE:		<u>956,078.69</u>	<u>1,056,886.19</u>	<u>933,808.82</u>	<u>1,072,090.00</u>	<u>1,064,625</u>
TRANSFERS						
002-4900-491.0	TRANSFER TO OTHER FUNDS	70,000.00	76,675.00	.00	70,000.00	<u>.00</u>
Total TRANSFERS:		<u>70,000.00</u>	<u>76,675.00</u>	<u>.00</u>	<u>70,000.00</u>	<u>.00</u>
Total Expenditure:		<u>1,026,078.69</u>	<u>1,133,561.19</u>	<u>933,808.82</u>	<u>1,142,090.00</u>	<u>1,064,625</u>
Net Total GARBAGE:		<u>43,951.81-</u>	<u>45,739.73</u>	<u>29,376.07</u>	<u>112,970.00-</u>	<u>(93,820)</u>

Formatted Account Number	Account Title	2018 Actual	2019 Actual	2020 YTD	2020 Budget	2021 Budget
STREET & BRIDGE						
003-300-1110.00	CTY.TREAS. (PROPERTY TAXES)	247,249.13	191,800.36	136,360.47	140,580.00	89,535
003-300-1120.00	ILL. ST. REPL TAX/ST & BRIDGE	36,486.62	73,797.65	87,956.35	100,000.00	74,945
003-300-1310.00	SALES TAX	168,000.00	168,210.00	183,762.00	183,760.00	151,455
003-300-1510.00	INCOME TAX	140,230.00	143,500.00	145,802.00	145,800.00	152,180
003-300-1610.00	UTILITY TAX	91,000.00	95,270.00	94,735.00	94,735.00	81,930
003-330-1410.00	STATE ALLOTMENTS	26,543.69	27,747.99	21,261.98	26,400.00	25,080
003-331-3124.00	FEMA FLOOD REIMBURSEMENT	.00	.00	106,692.49	106,690.00	.00
003-340-4017.00	SIDEWALK REPAIR RECEIPTS	1,630.00	519.00	1,945.00	1,945.00	500
003-396-3910.00	TRANSFER FROM OTHER FDS.	101,868.13	.00	.00	.00	.00
003-396-4143.00	SALE:MATERIALS/SIGNS/SCRAP/ETC	30.00	.00	.00	.00	.00
003-396-9211.00	SALE OF ASSET	5,000.00	.00	.00	.00	.00
003-396-9610.00	MISCELLANEOUS REVENUE	5,124.71	10,394.98	4,552.82	5,500.00	3,000
Total Revenue:		823,162.28	711,239.98	783,068.11	805,410.00	578,625
GENERAL GOVT						
003-4100-110.0	SALARIES-ST. & BR.	185,006.49	197,457.26	187,248.69	189,885.00	256,515
003-4100-110.3	SALARIES - OVERTIME	18,214.62	32,219.34	12,743.46	25,000.00	25,000
003-4100-209.0	RISK MNGMNT CHARGEBACKS	.00	.00	19,425.00	19,425.00	16,650
003-4100-210.0	HEALTH INSURANCE	37,620.00	64,138.80	59,007.60	59,010.00	48,660
003-4100-231.0	RET./DIS.HEALTH & H.INSURANCE	59,796.00	85,704.84	78,832.32	78,830.00	105,095
003-4100-290.0	WORK GARMENTS	1,597.42	1,728.86	1,681.09	4,300.00	4,300
003-4100-300.2	PROFESSIONAL SERVICES	6,152.41	30,698.15	.00	2,500.00	8,000
003-4100-312.2	ROAD REPAIRS	110,687.36	89,231.39	73,970.68	75,000.00	80,000
003-4100-312.3	STREET MARKING	9,802.50	15,439.97	6,842.47	7,500.00	12,000
003-4100-312.4	SIDEWALK PROGRAM MATERIALS	.00	6,025.19	531.25	1,000.00	5,500
003-4100-312.6	SALT	102,434.86	172,861.46	171,027.42	175,000.00	82,000
003-4100-336.0	IT CHARGEBACK	.00	.00	5,920.00	5,920.00	5,850
003-4100-411.0	UTILITIES	22,971.39	22,989.43	40,922.34	46,500.00	46,500
003-4100-420.0	LAUNDRY SUPPLIES	16.00	.00	.00	.00	450
003-4100-495.2	ANNEXATION TAX REBATES	1,340.99	951.06	578.63	1,360.00	1,360
003-4100-498.0	DEBT SERVICE	27,499.56	27,499.56	.00	.00	.00
003-4100-502.3	TRAINING	671.63	756.64	120.00	150.00	800
003-4100-530.0	TELEPHONE	10,509.40	10,537.78	.00	.00	5,000
003-4100-600.1	DATA PROCESSING SUPPLIES	247.92	.00	.00	150.00	600
003-4100-600.4	OFFICE SUPPLIES	1,009.58	1,553.82	615.93	1,500.00	1,500
003-4100-610.0	GENERAL SUPPLIES	3,241.83	8,121.16	5,691.76	3,750.00	3,750
003-4100-611.0	RUGS AND TOWELS	2,311.70	2,703.76	2,539.41	2,500.00	2,500
003-4100-612.0	POSTAGE	75.05	50.00	110.00	785.00	785
003-4100-730.0	FACILITY IMPROVEMENT	393.40	416.48	.00	1,300.00	1,300
003-4100-731.0	FACILITY MAINTENANCE	2,788.14	1,664.62	3,741.46	3,745.00	1,500
003-4100-740.0	EQUIPMENT	568.07	5,575.98	443.99	1,000.00	4,000
003-4100-740.2	EQUIPMENT REPAIRS	764.34	536.63	45.65	1,000.00	2,000
003-4100-741.0	TOOLS & TOOL REPAIR	987.71	1,200.65	997.78	1,500.00	1,500

Formatted Account Number	Account Title	2018 Actual	2019 Actual	2020 YTD	2020 Budget	2021 Budget
003-4100-743.0	CAPITAL PURCHASE	196,868.13	.00	.00	.00	.00
003-4100-743.1	MOTOR POOL OPERATIONS	119,445.00	119,670.00	118,475.00	118,475.00	117,290
003-4100-801.1	SAFETY GEAR	2,065.94	1,281.14	975.63	1,500.00	1,500
Total GENERAL GOVT:		925,087.44	901,013.97	792,487.56	828,585.00	841,905
Total Expenditure:		925,087.44	901,013.97	792,487.56	828,585.00	841,905
Net Total STREET & BRIDGE:		101,925.16-	189,773.99-	9,419.45-	23,175.00-	(263,280)

Formatted Account Number	Account Title	2018 Actual	2019 Actual	2020 YTD	2020 Budget	2021 Budget
REC & CULTURE						
004-361-6110.00	INTEREST-NOW	2,397.59	2,126.33	259.05	2,100.00	200
004-362-6211.30	WATER TOWER RENTAL	92,354.68	88,621.61	87,591.65	92,500.00	36,000
004-362-6214.00	MEDIACOM FRANCH. FEE CABLE	185,144.67	186,734.50	137,708.76	185,100.00	185,000
Total Revenue:		279,896.94	277,482.44	225,559.46	279,700.00	221,200
REC & CULTURE						
004-4400-485.0	PROPERTY TAXES	4,923.88	5,078.08	5,246.80	5,200.00	5,200
004-4400-511.5	TOURISM COUNCIL	10,000.00	.00	.00	10,000.00	10,000
004-4400-511.7	PARK FUND	66,000.00	66,000.00	66,000.00	66,000.00	66,000
004-4400-511.8	SWIMMING POOL	95,000.00	95,000.00	95,000.00	95,000.00	95,000
004-4400-512.1	4TH OF JULY PARADE	5,000.00	5,000.00	.00	5,000.00	5,000
004-4400-512.4	CITY WIDE FIBEROPTICS	38,945.00	38,940.00	35,695.00	40,000.00	40,000
Total REC & CULTURE:		219,868.88	210,018.08	201,941.80	221,200.00	221,200
Total Expenditure:		219,868.88	210,018.08	201,941.80	221,200.00	221,200
Net Total REC & CULTURE:		60,028.06	67,464.36	23,617.66	58,500.00	.00

Formatted Account Number	Account Title	2018 Actual	2019 Actual	2020 YTD	2020 Budget	2021 Budget
FIRE PROTECTION						
005-300-1110.00	CTY.TREAS. (PROPERTY TAXES)	502,707.04	549,907.01	543,069.19	560,225.00	569,555
005-300-1120.00	ILL. ST. REPLACEMENT TAX	.00	176,231.00	240,321.14	255,485.00	156,610
005-300-1310.00	SALES TAX	1,104,000.00	1,105,380.00	768,000.00	1,123,000.00	995,275
005-300-1510.00	INCOME TAX	921,500.00	943,000.00	712,000.00	814,400.00	1,000,035
005-300-1610.00	UTILITY TAX	598,000.00	626,060.00	330,000.00	622,540.00	538,420
005-330-3814.00	GRANTS & REIMBURSEMENTS	136,643.72	128,878.86	37,115.39	70,000.00	70,000
005-340-3821.00	RURAL FIRE DIST. PAYMENTS	95,000.00	45,798.00	10,000.00	10,000.00	40,000
005-351-4117.00	FALSE ALARM PENALTY CHARGES	95.00	.00	.00	.00	.00
005-396-3810.00	REFUNDS & REBATES	.00	99.19	555.00	555.00	.00
005-396-3910.00	TRANS.FROM MISC. FUNDS	40,000.00	.00	.00	.00	.00
005-396-4140.00	REPORT RECEIPTS	5.00	40.00	15.00	15.00	.00
005-396-9000.00	FOREIGN FIRE REIMB FOR EXPENSE	39,434.13	34,756.71	5,959.15	7,800.00	34,000
005-396-9610.00	MISC. REVENUE	40.00	5,182.88	501,121.42	50.00	.00
Total Revenue:		3,437,424.89	3,615,333.65	3,148,156.29	3,464,070.00	3,403,895
PUBLIC SAFETY						
005-4200-110.1	SALARIES-FIRE PROT.TAX	2,729,367.90	2,655,708.29	2,668,615.13	2,763,375.00	2,677,470
005-4200-110.3	SALARIES - OVERTIME	144,532.62	290,023.49	123,492.74	160,000.00	250,000
005-4200-110.4	HOLIDAY PAY	22,902.21	23,226.69	24,844.20	27,125.00	27,940
005-4200-110.5	BIRTHDAY PAY	4,034.96	4,099.76	6,050.96	5,520.00	5,685
005-4200-209.0	RISK MNGMNT CHARGEBACKS	.00	.00	48,685.00	48,685.00	40,260
005-4200-210.0	HEALTH INSURANCE	255,240.00	479,342.40	415,682.88	415,685.00	403,575
005-4200-215.1	RADIO MAINTENANCE	5,767.80	6,880.19	3,451.80	4,500.00	4,500
005-4200-215.2	RADIO USER FEES	10,407.54	10,009.26	11,922.24	11,500.00	10,500
005-4200-223.0	FIRE INSP./PREVENTION	.00	.00	.00	1,000.00	1,000
005-4200-223.1	EMS EQUIPMENT	4,664.94	6,150.07	5,712.00	8,500.00	11,000
005-4200-223.2	PUBLIC EDUCATION	940.00	750.00	.00	750.00	.00
005-4200-230.0	HEALTH INS/DEPENDENT (RETIREE)	18,432.00	31,360.68	28,851.72	28,850.00	22,935
005-4200-231.0	RET./DIS.HEALTH & H.INSURANCE	273,336.00	511,254.84	512,116.44	512,115.00	561,955
005-4200-290.1	UNIFORMS	943.60	3,666.70	12,137.28	12,500.00	1,000
005-4200-290.2	UNIFORM ALLOWANCE	14,200.00	13,800.00	13,800.00	14,400.00	14,400
005-4200-300.8	GRANT EXPENSE	.00	125,872.00	.00	.00	.00
005-4200-336.0	IT CHARGEBACK	.00	.00	31,230.00	31,230.00	29,430
005-4200-411.0	UTILITIES	13,993.37	13,493.59	12,969.51	17,000.00	16,000
005-4200-430.0	EQUIPMENT REPAIRS	4,622.08	1,492.06	1,345.96	4,000.00	5,000
005-4200-431.2	EQUIPMENT MAINTENANCE	5,857.86	4,843.60	3,118.90	3,500.00	3,500
005-4200-431.5	OFFICE FURN/EQUIP.	570.77	111.99	501.19	500.00	500
005-4200-495.2	ANNEXATION TAX REBATES	3,524.95	3,725.52	3,676.03	3,575.00	3,500
005-4200-501.0	MEETINGS	23.71	110.13	20.66	50.00	50
005-4200-501.1	REF. AND TRAINING MATERIALS	1,087.71	1,342.29	404.79	1,000.00	1,000
005-4200-502.3	TRAINING	36,230.86	35,297.25	21,857.02	30,050.00	74,755
005-4200-530.0	TELEPHONE	8,009.95	11,393.13	4,553.03	4,500.00	4,500
005-4200-540.0	ADVERTISING	12.45	.00	.00	.00	.00

Formatted Account Number	Account Title	2018 Actual	2019 Actual	2020 YTD	2020 Budget	2021 Budget
005-4200-550.0	PRINTING	45.95	52.00	.00	75.00	.00
005-4200-600.1	DATA PROCESSING SUPPLIES	1,282.57	1,118.47	97.50	300.00	250
005-4200-600.4	OFFICE SUPPLIES	448.70	683.35	231.01	1,000.00	500
005-4200-600.6	SOFTWARE MAINT	7,399.02	7,327.61	430.83	5,000.00	2,600
005-4200-610.0	GENERAL SUPPLIES	4,175.35	3,177.68	4,625.62	4,300.00	4,300
005-4200-612.0	POSTAGE	147.01	40.95	106.76	100.00	100
005-4200-640.0	DUES AND SUBSCRIPTIONS	4,825.50	4,635.50	4,640.00	5,000.00	5,000
005-4200-730.0	FACILITY IMPROVEMENTS	5,243.55	1,145.61	4,698.98	7,000.00	7,000
005-4200-731.0	FACILITY MAINTENANCE	1,414.65	1,887.96	3,661.94	4,000.00	3,000
005-4200-740.1	EQUIPMENT GENERAL	18,596.51	13,874.80	16,820.32	15,000.00	15,000
005-4200-740.2	DATA PROCESSING EQUIPMENT	3,017.68	5,207.16	2,775.48	4,000.00	3,500
005-4200-743.0	CAPITAL PURCHASE	180,282.00	1,352.01	45,221.25	157,250.00	150,000
005-4200-743.1	MOTOR POOL OPERATIONS	32,395.00	32,620.00	32,290.00	32,290.00	31,970
005-4200-800.0	CONTINGENCY	.00	.00	.00	.00	35,000
005-4200-801.1	SAFETY GEAR	58,895.09	2,739.46	26,488.08	25,000.00	10,000
005-4200-840.0	FOREIGN FIRE EXPENSES	42,827.65	31,123.83	6,160.12	30,000.00	30,000
005-4200-860.0	MISC EXPENSE	.00	31.36	.00	.00	.00
Total PUBLIC SAFETY:		3,919,699.51	4,340,971.68	4,103,287.37	4,400,225.00	4,468,675
DEBT SERVICE						
005-4700-496.0	BANK FEES	.00	.00	.00	250.00	250
005-4700-498.0	DEBT SERVICE - PRINCIPAL	71,475.89	73,949.22	63,560.98	76,495.00	79,155
005-4700-499.0	DEBT SERVICE - INTEREST	10,296.67	7,823.34	4,582.82	5,280.00	2,615
Total DEBT SERVICE:		81,772.56	81,772.56	68,143.80	82,025.00	82,020
TRANSFERS						
005-4900-491.0	TRANSFER TO OTHER FUNDS	10,000.00	.00	.00	.00	.00
Total TRANSFERS:		10,000.00	.00	.00	.00	.00
Total Expenditure:		4,011,472.07	4,422,744.24	4,171,431.17	4,482,250.00	4,550,695
Net Total FIRE PROTECTION:		574,047.18-	807,410.59-	1,023,274.88-	1,018,180.00-	(1,146,800)

Formatted Account Number	Account Title	2018 Actual	2019 Actual	2020 YTD	2020 Budget	2021 Budget
ESDA						
006-300-1110.00	COUNTY TREASURER/PROPERTY TA	5,417.10	4,949.16	4,891.37	4,960.00	5,125
006-361-6110.00	INTEREST-NOW (ESDA)	177.97	142.39	15.39	200.00	20
Total Revenue:		5,595.07	5,091.55	4,906.76	5,160.00	5,145
PUBLIC SAFETY						
006-4200-411.0	UTILITIES	1,930.96	1,921.84	1,896.00	1,400.00	2,000
006-4200-430.0	EQUIPMENT REPAIRS	3,100.00	3,175.00	3,225.00	3,500.00	3,105
006-4200-495.2	ANNEXATION TAX REBATES	39.07	32.80	34.03	40.00	40
Total PUBLIC SAFETY:		5,070.03	5,129.64	5,155.03	4,940.00	5,145
Total Expenditure:		5,070.03	5,129.64	5,155.03	4,940.00	5,145
Net Total ESDA:		525.04	38.09-	248.27-	220.00	.00

Formatted Account Number	Account Title	2018 Actual	2019 Actual	2020 YTD	2020 Budget	2021 Budget
POLICE PROTECTION						
007-300-1110.00	CTY.TREAS. (PROPERTY TAXES)	1,005,955.80	1,093,765.05	1,086,140.40	1,120,590.00	1,139,105
007-300-1120.00	ILL. ST. REPLACEMENT TAX	.00	172,400.00	240,321.16	300,000.00	153,205
007-300-1310.00	SALES TAX	1,080,000.00	1,081,350.00	768,000.00	1,160,000.00	973,635
007-300-1510.00	INCOME TAX	901,470.00	922,500.00	712,000.00	875,000.00	978,300
007-300-1610.00	UTILITY TAX	585,000.00	612,450.00	330,000.00	575,000.00	526,715
007-320-2311.00	DIRECT ALARM PERMITS	200.00	150.00	25.00	150.00	25
007-330-3814.00	GRANTS & REIMBURSEMENTS	.00	.00	.00	1,500.00	.00
007-330-9000.10	GANG TASK FORCE O.T.REIMBURSE.	6,821.40	6,340.99	4,896.86	8,500.00	5,000
007-330-9000.20	OTHER OT REIMBURSEMENTS	4,364.43	2,110.79	13,378.63	15,000.00	19,500
007-330-9000.30	SALARY REIMBURSEMENT/GLENNVIE	56,168.53	60,540.51	23,701.32	25,000.00	33,750
007-330-9000.40	SALARY REIMBURSEMENT/U.T.H.S.	58,376.90	64,030.50	33,152.56	30,000.00	35,000
007-330-9000.50	SALARY REIMBURSEMENT/G.M.H.A.	28,000.08	28,000.08	25,666.74	28,000.00	28,000
007-330-9000.60	REIMBURSEMENT/OFFICER MEG	19,134.00	25,518.00	19,134.00	25,000.00	25,000
007-330-9000.80	REIMBURSEMENT/TRAINING	.00	.00	9,787.43	9,800.00	.00
007-330-9000.90	REIMBURSEMENT ACADEMY TRAININ	.00	.00	.00	.00	13,000
007-331-3753.00	TOBACCO ENF. PROG/GRANT	9,805.00	1,265.00	1,265.00	2,500.00	2,500
007-331-3755.00	BULLETPROOF VEST GRANT	2,634.25	1,966.64	1,245.00	3,000.00	3,000
007-331-3757.00	HWY SAFETY PROJ. GRANT/IDOT	7,394.09	.00	.00	.00	.00
007-340-4113.00	PARKING RECEIPTS	7,680.00	9,560.00	7,435.00	10,000.00	9,500
007-340-4118.00	FINGERPRINTING	239.75	411.00	68.50	100.00	100
007-340-4140.00	REPORT COPY RECEIPTS	3,193.00	4,576.69	2,690.00	3,000.00	2,700
007-340-4210.00	SEX OFFENDER REGISTRATION	1,735.00	1,225.00	1,190.00	1,750.00	1,200
007-340-4211.00	SPECIAL POLICE SERVICES	698.40	639.20	510.00	500.00	500
007-340-4220.00	PART TIME JOBS/OT	88,568.61	90,995.00	35,035.00	35,000.00	47,500
007-351-4110.00	ABANDONED VEHICLES	1,400.00	400.00	825.00	750.00	750
007-351-4111.00	COURT SUPERVISION FEES	3,655.82	2,265.09	260.77	250.00	3,000
007-351-4115.00	CIRCUIT COURT FINES	78,281.84	63,790.59	33,041.87	27,000.00	46,800
007-351-4117.00	FALSE ALARM PENALTY CHARGES	66.00	.00	.00	.00	.00
007-351-4125.00	PD CORA REVENUE	73,713.82	76,863.77	30,911.90	30,000.00	42,000
007-351-4130.00	ELUDE ADMIN FEE	750.00	2,000.00	.00	750.00	750
007-351-4132.00	ARREST AGENCY FEE/VEH REPLCMN	.00	4,255.00	8,080.00	6,400.00	.00
007-351-5110.00	FINES (MUNICIES)	9,039.55	8,214.00	2,255.38	2,400.00	3,500
007-392-9211.00	SALE OF EQUIPMENT	250.50	.00	.00	.00	.00
007-396-3910.00	TRANS.FROM MISC. FUNDS	.00	8,904.48	.00	.00	.00
007-396-9610.00	MISC. REVENUE	1,077.19	704.21	363,389.25	500.00	500
Total Revenue:		4,035,673.96	4,347,191.59	3,754,406.77	4,297,440.00	4,094,535
PUBLIC SAFETY						
007-4200-110.1	SALARIES-POL.PROT.	2,831,195.63	2,969,492.00	2,852,200.78	2,950,000.00	2,911,715
007-4200-110.3	SALARIES - OVERTIME	72,161.93	55,133.86	60,061.01	60,000.00	60,000
007-4200-110.5	SPECIAL EVENTS	4,381.27	4,224.15	.00	6,000.00	5,000
007-4200-130.1	SALARIES - OT IDOT GRANT	7,507.81	.00	.00	.00	.00
007-4200-140.0	OT POLICE (PART TIME JOBS)	102,355.73	112,503.78	34,170.00	45,000.00	80,000

Formatted Account Number	Account Title	2018 Actual	2019 Actual	2020 YTD	2020 Budget	2021 Budget
007-4200-209.0	RISK MNGMNT CHARGEBACKS	.00	.00	62,340.00	62,340.00	48,635
007-4200-210.0	HEALTH INSURANCE	238,728.00	418,444.20	417,854.04	417,855.00	410,235
007-4200-215.1	RADIO USER FEES	18,976.56	17,632.32	16,299.40	19,000.00	20,000
007-4200-216.0	TOWING EXPENSE	1,875.45	1,200.00	520.00	1,000.00	1,000
007-4200-216.1	PD CORA TOW EXPENSE	8,090.00	8,003.00	5,390.00	8,000.00	8,000
007-4200-217.0	COMMUNITY POLICING EXPENSES	877.57	901.90	.00	1,500.00	1,500
007-4200-230.0	HEALTH INS./DEPENDENT (RET'S.)	32,100.00	54,686.88	50,311.68	50,310.00	53,180
007-4200-231.0	RET./DIS.HEALTH & H INSURANCE	260,088.00	497,223.96	493,272.36	493,270.00	533,455
007-4200-240.1	FINGERPRINTING EXP	429.25	523.50	84.75	110,000.00	500
007-4200-240.2	SEX OFFENDER REGISTRATION EXP	1,454.50	857.50	833.00	1,500.00	1,000
007-4200-290.1	UNIFORMS	8,788.22	12,902.72	4,141.08	7,000.00	7,000
007-4200-290.2	UNIFORM ALLOWANCE	24,000.00	26,358.35	26,250.00	1,000.00	25,125
007-4200-310.4	RICO RECORDS MANAGEMENT	27,629.24	28,426.67	27,002.08	30,000.00	50,000
007-4200-310.5	PD CORA MUNICIES EXP	27,150.81	27,020.00	14,420.00	25,000.00	20,000
007-4200-336.0	IT CHARGEBACK	.00	.00	46,400.20	46,280.00	45,605
007-4200-430.0	EQUIPMENT REPAIRS	2,019.15	1,844.71	1,037.69	2,500.00	2,000
007-4200-430.2	CONTRACTUAL SERVICES	.00	.00	.00	400.00	.00
007-4200-431.1	EQUIP.MAINT./CONTRACT	14,061.96	10,532.85	8,257.47	600.00	14,000
007-4200-431.5	OFFICE FURN/EQUIP.	464.90	.00	1,439.70	1,000.00	1,000
007-4200-433.0	SOFTWARE MAINTENANCE	11,365.20	10,569.03	3,490.83	8,000.00	6,000
007-4200-433.1	HARDWARE MAINTENANCE	7,802.90	9,207.31	4,844.91	7,500.00	7,500
007-4200-482.2	TOBACCO ENF. PROG/ GRANT	3,145.46	778.92	1,467.59	2,530.00	2,750
007-4200-482.4	BULLETPROOF VEST GRANT EXPENS	692.25	4,126.75	1,894.75	3,000.00	3,500
007-4200-495.2	ANNEXATION TAX REBATES	7,053.15	7,411.68	7,348.96	7,150.00	.00
007-4200-501.0	MEETINGS	781.71	1,062.03	634.93	1,500.00	1,000
007-4200-502.3	TRAINING	14,453.05	18,514.28	10,298.95	22,000.00	20,000
007-4200-520.0	ACADEMY TRAINING EXP	.00	.00	.00	.00	18,000
007-4200-530.0	TELEPHONE	24,297.93	25,177.18	6,516.15	18,000.00	19,000
007-4200-550.0	PRINTING	2,715.47	3,719.99	3,029.34	2,800.00	2,800
007-4200-600.4	OFFICE SUPPLIES	3,381.12	3,517.70	2,700.72	2,250.00	2,250
007-4200-600.5	COMMUNICATION SUPPLIES	1,081.14	385.95	.00	1,000.00	500
007-4200-601.0	CANINE SUPPLIES	1,214.58	857.00	.00	1,000.00	1,000
007-4200-601.1	ANIMAL CONTROL SUPPLIES	4.74	48.30	146.69	15,500.00	100
007-4200-602.0	AMMUNITION SUPPLIES	8,625.40	6,603.94	7,896.06	7,500.00	10,000
007-4200-602.1	WEAPONS AND WEAPON REPAIRS	456.06	88.86	649.14	500.00	500
007-4200-610.0	GENERAL SUPPLIES	8,742.92	6,754.50	7,339.18	7,000.00	7,000
007-4200-612.0	POSTAGE	3,266.69	3,490.79	2,006.77	3,000.00	3,000
007-4200-640.0	DUES AND SUBSCRIPTIONS	3,337.99	2,694.22	2,050.00	10,500.00	3,000
007-4200-740.1	EQUIPMENT GENERAL	11,441.78	7,274.12	10,562.64	4,130.00	8,000
007-4200-743.0	CAPITAL PURCHASE	125,520.71	67,042.14	.00	18,000.00	.00
007-4200-743.1	MOTOR POOL OPERATIONS	84,875.00	87,288.44	84,245.00	84,245.00	84,245
007-4200-800.0	CONTINGENCIES	.00	.00	415.00	50.00	60,000
007-4200-831.0	O.S.H.A.	933.95	204.00	551.34	750.00	750
Total PUBLIC SAFETY:		4,009,525.18	4,514,729.48	4,280,374.19	4,567,460.00	4,559,845

Formatted Account Number	Account Title	2018 Actual	2019 Actual	2020 YTD	2020 Budget	2021 Budget
QCOMM/CENTER STATION						
007-4282-110.1	CENTER STATION SALARIES	423,676.60	13,688.43-	.00	.00	.00
007-4282-110.3	CENTER STAT OVERTIME	17,698.14	58.70	.00	.00	.00
007-4282-112.0	CENTER STATION MANAGER SALARY	55,408.77	.00	.00	.00	.00
007-4282-210.0	CENTER STAT - HEALTH INSURANCE	48,866.01	.00	.00	.00	.00
007-4282-430.2	CONTRACTUAL QCOMM	.00	648,768.95	478,909.44	634,000.00	667,280
007-4282-431.1	SERVICE CONTRACT-CENTRE STAT.	9,030.18	.00	.00	.00	.00
007-4282-502.3	TRAINING-CENTRE STATION	1,546.26	.00	.00	.00	.00
007-4282-600.4	OFFICE SUPPLIES-CENTRE STATION	1,022.20	.00	.00	.00	.00
007-4282-640.0	DUES/SUBSCRIPTION-CTR STATION	93.60	.00	.00	.00	.00
007-4282-860.0	CENTER STATION MISC.	224.05	3,312.00	.00	.00	.00
007-4282-870.0	QCOMM EXP	18,481.62	.00	.00	.00	.00
Total QCOMM/CENTER STATION:		576,047.43	638,451.22	478,909.44	634,000.00	667,280
TRANSFERS						
007-4900-491.0	TRANSFER TO OTHER FUNDS	41,552.14-	.00	.00	.00	.00
Total TRANSFERS:		41,552.14-	.00	.00	.00	.00
Total Expenditure:		4,544,020.47	5,153,180.70	4,759,283.63	5,201,460.00	5,227,125
Net Total POLICE PROTECTION:		508,346.51-	805,989.11-	1,004,876.86-	904,020.00-	(1,132,590)

Formatted Account Number	Account Title	2018 Actual	2019 Actual	2020 YTD	2020 Budget	2021 Budget
STREET LIGHTING						
008-300-1110.00	CTY. TAX DISTRIBUTION	125,644.43	126,478.61	123,044.81	126,795.00	129,005
008-300-1120.00	ILL.ST.REPLACEMENT TAX	.00	7,662.00	13,885.00	13,885.00	6,810
008-300-1310.00	SALES TAX	48,000.00	48,060.00	52,503.00	52,505.00	43,270
008-300-1510.00	INCOME TAX	40,065.00	41,000.00	41,657.00	41,655.00	43,480
008-300-1610.00	UTILITY TAX	26,000.00	27,220.00	27,067.00	27,070.00	23,410
Total Revenue:		239,709.43	250,420.61	258,156.81	261,910.00	245,975
PUBLIC WORKS						
008-4300-495.2	ANNEXATION TAX REBATES	882.05	855.95	832.37	895.00	935
008-4300-622.0	STREET LIGHT POWER	236,888.80	180,952.67	175,315.91	180,000.00	215,000
008-4300-622.2	STREET LIGHT MAINT.	.00	2,188.63	7,608.28	15,000.00	11,000
Total PUBLIC WORKS:		237,770.85	183,997.25	183,756.56	195,895.00	226,935
Total Expenditure:		237,770.85	183,997.25	183,756.56	195,895.00	226,935
Net Total STREET LIGHTING:		1,938.58	66,423.36	74,400.25	66,015.00	19,040

Formatted Account Number	Account Title	2018 Actual	2019 Actual	2020 YTD	2020 Budget	2021 Budget
VEHICL EQUIP & RESERVE						
009-330-3814.00	REIMB & GRANTS	.00	1,000.00	.00	.00	.00
009-361-6110.00	NOW INTEREST/VEH EQUIP RESERV	874.79	704.36	75.17	900.00	50
Total Revenue:		874.79	1,704.36	75.17	900.00	50
Net Total VEHICL EQUIP & RESERVE:		874.79	1,704.36	75.17	900.00	50

Formatted Account Number	Account Title	2018 Actual	2019 Actual	2020 YTD	2020 Budget	2021 Budget
IT						
010-396-3910.00	TRANSFERS FROM OTHER FUNDS	.00	.00	202,041.20	197,775.00	197,770
Total Revenue:		.00	.00	202,041.20	197,775.00	197,770
OPERATION EXPENSES						
010-4900-300.1	PROFESSIONAL FEES	.00	.00	148,534.81	78,890.00	134,065
010-4900-431.1	MAINT AGREEMENTS	.00	.00	5,586.42	15,000.00	15,000
010-4900-431.5	OFFICE EQUIPMENT	.00	.00	3,521.67	.00	2,705
010-4900-530.0	TELEPHONE	.00	.00	50,907.40	48,000.00	46,000
010-4900-640.0	DUES AND SUBSCRIPTIONS	.00	.00	.00	55,885.00	.00
Total OPERATION EXPENSES:		.00	.00	208,550.30	197,775.00	197,770
Total Expenditure:		.00	.00	208,550.30	197,775.00	197,770
Net Total IT:		.00	.00	6,509.10-	.00	.00

Formatted Account Number	Account Title	2018 Actual	2019 Actual	2020 YTD	2020 Budget	2021 Budget
DEPT PROJ						
011-2262.01	FINANCE	54,733.00	28,838.18	18,607.44	45,000.00	.00
011-2262.02	WATER BILLING OFFICE	67,180.69	67,180.69	39,680.69	65,000.00	.00
011-2262.03	DRAINAGE	86,706.27	73,761.93	87,571.96	80,000.00	.00
011-2262.04	ANNEX	4,736.30	6,240.02	6,811.86	4,500.00	.00
011-2262.05	H.R.DEPARTMENT	11,050.00	6,251.01	5,751.01	7,500.00	.00
011-2262.06	ENGINEERING	103,015.94	86,390.88	85,493.39	15,000.00	.00
011-2262.07	WW DISTRIBUTION	53,729.37	27,062.71	21,562.71	45,000.00	.00
011-2262.08	WATER PUMPING	101,805.41	112,691.98	161,565.68	55,000.00	.00
011-2262.09	STREET & BRIDGE	42.62	42.62	42.62	40.00	.00
011-2263.00	POLICE DEPARTMENT	11,943.77	27,720.68	27,752.12	18,000.00	.00
011-2263.01	FIRE DEPARTMENT	74,019.95	76,458.80	77,424.06	65,000.00	.00
011-2263.02	SEWER COLLECTION	96,488.00	69,821.32	64,321.32	90,000.00	.00
011-2263.05	GARBAGE	62,640.24	.00	.00	62,640.00	.00
011-2263.07	SEWER PUMPING	28,419.56	20,579.52	24,899.46	40,000.00	.00
011-2263.09	LIBRARY	4,109.99	5,522.94	6,716.31	4,500.00	.00
Total Liability:		760,621.11	608,563.28	628,200.63	597,180.00	.00
011-330-3810.00	REIMBURSEMENTS & REBATES	.00	13,550.00	.00	.00	.00
011-361-6110.00	NOW INTEREST	114.73	11.30	92.17	.00	.00
011-361-6122.00	MONEY MARKET INTEREST	12,740.20	.00	.00	.00	.00
011-361-6128.00	PFM MM INT DEPT PROJ	771.79	16,342.51	2,800.74	15,000.00	2,770
011-392-9210.00	SALE OF ASSETS	.00	4,097.50	.00	.00	.00
011-396-9610.00	MISC REV	.00	17,647.50-	.00	.00	.00
Total Revenue:		13,626.72	16,353.81	2,892.91	15,000.00	2,770
GENERAL GOVT						
011-4100-800.0	CONTINGENCIES	17,621.96-	9,716.54	.00	.00	.00
Total GENERAL GOVT:		17,621.96-	9,716.54	.00	.00	.00
TRANSFERS						
011-4900-491.0	TRANSFER TO OTHER FUNDS	11,676.96	71,508.87	.00	.00	.00
Total TRANSFERS:		11,676.96	71,508.87	.00	.00	.00
Total Expenditure:		5,945.00-	81,225.41	.00	.00	.00
Net Total DEPT PROJ:		19,571.72	64,871.60-	2,892.91	15,000.00	2,770

Formatted Account Number	Account Title	2018 Actual	2019 Actual	2020 YTD	2020 Budget	2021 Budget
MOTOR POOL						
012-330-3814.00	GRANTS AND REIMBURSEMENTS	.00	.00	.00	500.00	.00
012-331-3815.00	FEMA FLOOD REIMBURSEMENT	.00	.00	40,831.50	40,830.00	.00
012-340-9130.00	MOTOR POOL TRANSFERS	648,840.00	652,410.00	645,920.00	645,920.00	655,610
012-361-6110.00	INTEREST-NOW (MOTOR POOL)	1,162.62	664.13	232.94	150.00	60
012-361-6122.00	MONEY MARKET INTEREST	10,420.09	.00	.00	.00	.00
012-361-6128.00	PFM MM INT MOTOR POOL	690.99	15,120.47	3,908.01	4,000.00	5,000
012-396-9610.00	MISC. REVENUE	.00	.00	2,062.48	.00	.00
Total Revenue:		661,113.70	668,194.60	692,954.93	691,400.00	660,670
DEPARTMENT: 00						
012-4500-477.0	DEP EXP	767.63	767.63	.00	.00	.00
Total DEPARTMENT: 00:		767.63	767.63	.00	.00	.00
TRANSFERS						
012-4900-110.1	SALARIES-MOTOR POOL	182,439.89	184,826.11	179,375.46	190,240.00	213,670
012-4900-110.3	SALARIES - OVERTIME	17,744.75	27,235.29	14,829.04	21,000.00	21,000
012-4900-209.0	RISK MNGMNT CHARGEBACKS	.00	.00	4,700.00	4,700.00	4,075
012-4900-210.0	HEALTH INSURANCE	44,328.00	43,128.00	39,677.76	39,680.00	34,680
012-4900-215.1	RADIO USER FEES	13,282.42	14,838.12	13,983.17	20,000.00	15,000
012-4900-231.0	RET/DIS HEALTH & HOSP INSUR	22,764.00	22,151.40	20,379.24	20,380.00	14,280
012-4900-290.0	WORK GARMENTS	1,847.42	2,230.08	1,529.81	1,800.00	1,800
012-4900-430.0	EQUIPMENT REPAIRS	144.98	536.38	.00	750.00	2,165
012-4900-502.3	TRAINING	641.63	666.64	30.00	100.00	750
012-4900-540.0	ADVERTISING	.00	.00	.00	300.00	300
012-4900-600.4	OFFICE SUPPLIES	369.73	147.42	306.37	700.00	700
012-4900-610.0	GENERAL SUPPLIES	44,938.64	30,867.77	15,988.90	20,000.00	20,000
012-4900-611.0	TOWELS/RUGS	2,311.70	2,675.36	2,539.41	1,500.00	1,500
012-4900-620.6	FUEL & LUBRICANTS	161,713.67	133,678.18	115,740.48	150,000.00	150,000
012-4900-640.0	DUES & SUBSCRIPTIONS	136.00	100.00	100.00	300.00	300
012-4900-731.0	FACILITY MAINTENANCE	4,486.37	2,153.18	10,274.81	2,500.00	2,500
012-4900-740.1	EQUIPMENT GENERAL	10,510.74	3,380.64	853.99	4,000.00	4,000
012-4900-741.0	TOOLS AND TOOL REPAIRS	18,248.90	12,310.60	3,358.93	1,500.00	13,000
012-4900-743.0	CAPITAL PURCHASE	.00	.00	.00	.00	85,000
012-4900-744.0	TIRES & TIRE REPAIRS	16,620.76	11,722.05	8,975.80	20,000.00	17,500
012-4900-744.1	VEHICLE REPAIRS	165,306.03	143,883.13	109,684.55	135,000.00	135,000
012-4900-744.3	VEHICLE REG. & INSP.	2,887.76	3,842.90	3,338.78	3,500.00	3,500
012-4900-801.1	SAFETY GEAR	641.97	449.99	879.20	650.00	650
Total TRANSFERS:		711,365.36	640,823.24	546,545.70	638,600.00	741,370
Total Expenditure:		712,132.99	641,590.87	546,545.70	638,600.00	741,370

Formatted Account Number	Account Title	2018 Actual	2019 Actual	2020 YTD	2020 Budget	2021 Budget
Net Total MOTOR POOL:		51,019.29-	26,603.73	146,409.23	52,800.00	<u>(80,700)</u>

Formatted Account Number	Account Title	2018 Actual	2019 Actual	2020 YTD	2020 Budget	2021 Budget
STATE DUI						
013-396-3600.00	STATE DUI CONTRIBUTIONS	7,843.21	6,879.70	5,140.32	5,700.00	5,700
013-396-9211.00	GAIN/SALE LOSS OF EQUIP	.00	4,500.00	.00	.00	.00
Total Revenue:		7,843.21	11,379.70	5,140.32	5,700.00	5,700
PUBLIC SAFETY						
013-4200-271.0	DUI EQUIPMENT	.00	6,158.00	.00	.00	.00
013-4200-743.0	CAPITAL PURCHASE	.00	20,480.32	.00	.00	.00
Total PUBLIC SAFETY:		.00	26,638.32	.00	.00	.00
Total Expenditure:		.00	26,638.32	.00	.00	.00
Net Total STATE DUI:		7,843.21	15,258.62-	5,140.32	5,700.00	5,700

Formatted Account Number	Account Title	2018 Actual	2019 Actual	2020 YTD	2020 Budget	2021 Budget
CROSS GUARD						
014-300-1110.00	CITY TREAS. (PROPERTY TAX)	46,927.51	47,292.00	31,016.76	31,740.00	31,740
014-361-6110.00	INTEREST ON INVESTMENTS/CR GRD	111.36	96.57	11.72	115.00	10
Total Revenue:		47,038.87	47,388.57	31,028.48	31,855.00	31,750
PUBLIC SAFETY						
014-4200-495.2	ANNEXATION TAX REBATES	331.99	321.39	255.54	335.00	350
014-4200-495.3	E.MOL.SCHOOL DIST. #37	48,179.28	47,445.94	49,145.20	49,145.00	49,145
Total PUBLIC SAFETY:		48,511.27	47,767.33	49,400.74	49,480.00	49,495
Total Expenditure:		48,511.27	47,767.33	49,400.74	49,480.00	49,495
Net Total CROSS GUARD:		1,472.40-	378.76-	18,372.26-	17,625.00-	(17,745)

Formatted Account Number	Account Title	2018 Actual	2019 Actual	2020 YTD	2020 Budget	2021 Budget
EMP INS						
015-340-6400.00	OTHER CITY DEPT. CONTRIBUTIONS	4.50	.00	.00	.00	.00
015-340-6400.20	RETIREES & DISABLED EMPL.CONT.	12,386.07	13,560.14	14,124.14	5,000.00	15,000
015-361-6110.00	INTEREST-NOW (EMP.INS.)	3.42	.00	.00	.00	.00
015-396-3910.00	TRANSFER FROM OTHER FUNDS	68,397.12	80,000.00	.00	.00	.00
Total Revenue:		80,791.11	93,560.14	14,124.14	5,000.00	15,000
OPERATION EXPENSES						
015-4900-210.0	MONTHLY PREMIUMS (H & H)	75,764.22	82,773.45	62,168.40	75,000.00	75,000
015-4900-300.2	PROFESSIONAL SERVICES	6,969.57	7,657.50	3,931.10	7,000.00	5,500
015-4900-740.0	EQUIPMENT	208.40	.00	.00	350.00	.00
015-4900-860.0	MISCELLANEOUS	2,174.53	.00	.00	3,000.00	.00
Total OPERATION EXPENSES:		85,116.72	90,430.95	66,099.50	85,350.00	80,500
Total Expenditure:		85,116.72	90,430.95	66,099.50	85,350.00	80,500
Net Total EMP INS:		4,325.61-	3,129.19	51,975.36-	80,350.00-	(65,500)

Formatted Account Number	Account Title	2018 Actual	2019 Actual	2020 YTD	2020 Budget	2021 Budget
INS RES						
016-340-9130.00	RISK MANAGMENT	.00	.00	319,470.00	316,200.00	316,200
016-340-9131.00	INSURANCE REIMB - AUTO	.00	1,382.08	.00	.00	.00
016-361-6110.00	INTEREST-NOW	642.44	217.07	.00	650.00	.00
016-396-3810.00	GEN OTHER PARTY LIAB REFUNDS	37,345.74	18,201.57	28,710.70	.00	18,000
016-396-3818.00	WORKMEN'S COMP. REFUNDS	.00	6,423.00	.00	.00	.00
016-396-3819.00	LIBRARY WORKERS COMP PYMNT	1,000.00	500.00	.00	.00	.00
016-396-3910.17	TRANSFER FROM INS.& TORT JDG.	229,178.70	291,462.79	.00	294,940.00	294,940
016-396-9130.00	LIBRARY LIABILITY INS. PYMNTS	10,000.00	5,000.00	.00	.00	.00
016-396-9610.00	MISCELLANEOUS	27,186.10	116,150.78	27,057.16-	.00	.00
Total Revenue:		305,352.98	439,337.29	321,123.54	611,790.00	629,140
OPERATION EXPENSES						
016-4900-110.1	SALARY EXPENSE	74,970.42	73,542.04	41,786.52	60,450.00	60,505
016-4900-210.0	HEALTH INSURANCE	17,736.00	14,376.00	10,539.36	10,540.00	11,140
016-4900-211.0	ACC PREV/PRE-EMPL/RANDOM DRU	11,371.99	6,784.57	3,986.00	10,500.00	5,000
016-4900-211.1	SCREENING/PATHOGENS	.00	500.00	470.00	.00	500
016-4900-211.5	COMP. CLAIMS SETTLEMENTS	119,000.00	2,744.00	162,506.35	75,000.00	75,000
016-4900-255.0	CITY PROPERTY REPAIRS	5,695.45	.00	.00	.00	.00
016-4900-290.2	PHYSICALS AND TESTING	6,900.00	4,463.50	3,200.00	4,800.00	2,400
016-4900-300.2	PROFESSIONAL SERVICES	41,595.49	218,646.01	411,950.06	398,000.00	419,575
016-4900-520.1	PROPERTY INSURANCE-CITY GARAG	3,597.00	21,950.00-	.00	.00	.00
016-4900-521.0	AUTO/LIABILITY(OTHER PTY.VEH.)	2,576.35	18,183.53	.00	2,500.00	2,500
016-4900-521.1	AUTO/PHYSICAL (REF.CITY VEH.)	5,245.66	2,382.08	4,240.57	25,000.00	25,000
016-4900-521.2	LIABILITY INS. CLAIMS (NO VEH)	62,750.00	3,947.41	17,151.22	.00	20,000
016-4900-523.0	DAMAGE TO CITY PROPERTY	13,343.49	.00	1,032.26	25,000.00	7,500
016-4900-523.1	PROPERTY DAMAGE (OTHER)	1,211.19	.00	.00	.00	.00
016-4900-524.0	PUBLIC OFFICIALS ERROR & OMIS.	12,539.00	.00	.00	.00	.00
016-4900-850.0	BAD DEBT EXPENSE	.00	450.00	.00	.00	.00
Total OPERATION EXPENSES:		378,532.04	324,069.14	656,862.34	611,790.00	629,120
FIRE PROTECTION						
016-4905-235.0	WORKMEN'S COMP./FIRE	69,379.08	123,124.46	8,404.76	.00	.00
Total FIRE PROTECTION:		69,379.08	123,124.46	8,404.76	.00	.00
POLICE PROTECTION						
016-4907-235.0	WORKMEN'S COMP./POLICE	124,336.26	72,848.95	47.50	.00	.00
Total POLICE PROTECTION:		124,336.26	72,848.95	47.50	.00	.00
MOTOR POOL						
016-4912-235.0	WORKMEN'S COMP/MOTOR POOL	719.03	809.42	.00	.00	.00

Formatted Account Number	Account Title	2018 Actual	2019 Actual	2020 YTD	2020 Budget	2021 Budget
Total MOTOR POOL:		719.03	809.42	.00	.00	.00
SEWER						
016-4930-235.0	WORKMEN'S COMP./SEWER	.00	.00	214.40	.00	.00
016-4930-235.1	WORKMEN'S COMP./SEW. COLL.	.00	386.51	.00	.00	.00
Total SEWER:		.00	386.51	214.40	.00	.00
DRAINAGE						
016-4931-235.0	WORKMEN'S COMP./DRAINAGE	.00	207.10	.00	.00	.00
Total DRAINAGE:		.00	207.10	.00	.00	.00
Total Expenditure:		572,966.41	521,445.58	665,529.00	611,790.00	629,120
Net Total INS RES:		267,613.43-	82,108.29-	344,405.46-	.00	20

Formatted Account Number	Account Title	2018 Actual	2019 Actual	2020 YTD	2020 Budget	2021 Budget
INS TRT & J						
017-300-1110.00	COUNTY TREASURER/PROP.TAX	295,773.76	294,200.25	286,025.53	294,940.00	297,125
017-361-6110.00	NOW INTEREST (INS.& TORT JDG.)	562.03	486.33	51.28	600.00	15
Total Revenue:		296,335.79	294,686.58	286,076.81	295,540.00	297,140
GENERAL GOVT						
017-4100-250.0	UNEMPLOYMENT COMP.PAYMENTS	.00	3,240.00	1,063.84-	.00	.00
017-4100-495.2	ANNEXATION TAX REBATES	2,073.31	1,993.94	1,888.82	2,100.00	2,200
Total GENERAL GOVT:		2,073.31	5,233.94	824.98	2,100.00	2,200
TRANSFERS						
017-4900-491.0	TRANSFER TO INS.RESERVE FD.	297,575.82	291,462.79	.00	294,940.00	294,940
Total TRANSFERS:		297,575.82	291,462.79	.00	294,940.00	294,940
Total Expenditure:		299,649.13	296,696.73	824.98	297,040.00	297,140
Net Total INS TRT & J:		3,313.34-	2,010.15-	285,251.83	1,500.00-	.00

Formatted Account Number	Account Title	2018 Actual	2019 Actual	2020 YTD	2020 Budget	2021 Budget
PUB BEN						
019-300-1110.00	CTY.TREAS. (PROPERTY TAXES)	125,644.43	126,478.61	123,044.81	126,795.00	126,795
019-361-6110.00	INTEREST-NOW (PUB.BEN.)	742.45	788.33	3.90	800.00	5
Total Revenue:		126,386.88	127,266.94	123,048.71	127,595.00	126,800
PUBLIC WORKS						
019-4300-476.1	ADMINISTRATION COSTS	.00	729.00	.00	.00	.00
019-4300-495.2	ANNEXATION TAX REBATES	882.05	3.28	832.37	895.00	935
019-4300-743.0	CAPITAL PURCHASE	.00	322,974.44	234,854.59	235,000.00	175,415
Total PUBLIC WORKS:		882.05	323,706.72	235,686.96	235,895.00	176,350
Total Expenditure:		882.05	323,706.72	235,686.96	235,895.00	176,350
Net Total PUB BEN:		125,504.83	196,439.78-	112,638.25-	108,300.00-	(49,550)

Formatted Account Number	Account Title	2018 Actual	2019 Actual	2020 YTD	2020 Budget	2021 Budget
AUDIT						
020-300-1110.00	COUNTY TREASURER/PROP.TAX	49,861.20	50,041.54	48,891.44	50,165.00	43,805
020-361-6110.00	NOW INTEREST (AUDIT)	39.91	.00	.00	50.00	.00
Total Revenue:		49,901.11	50,041.54	48,891.44	50,215.00	43,805
GENERAL GOVT						
020-4100-300.2	PROFESSIONAL SERVICES	18,977.50	19,660.00	13,157.50	13,160.00	.00
020-4100-300.6	AUDIT FEES	76,850.00	56,550.42	29,485.25	29,490.00	43,435
020-4100-495.2	ANNEXATION TAX REBATES	348.26	337.79	331.09	355.00	370
020-4100-800.0	CONTINGENCIES	.00	54.46	.00	.00	.00
Total GENERAL GOVT:		96,175.76	76,602.67	42,973.84	43,005.00	43,805
Total Expenditure:		96,175.76	76,602.67	42,973.84	43,005.00	43,805
Net Total AUDIT:		46,274.65-	26,561.13-	5,917.60	7,210.00	.00

Formatted Account Number	Account Title	2018 Actual	2019 Actual	2020 YTD	2020 Budget	2021 Budget
NHR SALES TAX						
021-300-1310.00	SALES TAX - NHR	488,626.74	487,319.19	388,266.66	404,000.00	461,865
021-331-3814.00	GRANTS AND REIMBURSEMENT	.00	7,780.00	19,776.72	20,000.00	10,000
021-361-6110.00	NOW INTEREST	26.45	280.27	94.24	75.00	100
021-361-6112.00	IPTIP INTEREST	7,681.07	4,585.62	2,116.00	2,200.00	2,200
021-396-3910.00	TRANSFER FROM MISC FUNDS	.00	250,000.00	.00	2,200.00	.00
Total Revenue:		496,334.26	749,965.08	410,253.62	428,475.00	474,165
GENERAL GOVT						
021-4100-110.1	SALARIES NHR SALES TAX	181,662.06	181,391.87	153,711.14	188,175.00	85,985
021-4100-110.3	Overtime	10,241.41	22,802.52	9,321.25	10,000.00	10,000
Total GENERAL GOVT:		191,903.47	204,194.39	163,032.39	198,175.00	95,985
PUBLIC WORKS						
021-4300-209.0	RISK MNGMNT CHARGEBACKS	.00	.00	3,750.00	3,750.00	2,260
021-4300-300.2	PROFESSIONAL SERVICES	.00	7,000.00	2,510.85	5,000.00	5,000
021-4300-312.3	STREET MARKING	22,817.58	62,950.71	53,158.22	55,000.00	60,000
021-4300-336.0	IT CHARGEBACK	.00	.00	6,070.00	6,070.00	6,035
021-4300-452.0	CONSTRUCTION	289,751.11	160,242.75	9,050.00	200,000.00	335,000
021-4300-495.0	CAPITAL OUTLAY	22,246.92	.00	54,476.60	68,000.00	.00
021-4300-620.6	FUEL AND LUBRICANTS	7,406.68	39,450.15	.00	.00	.00
021-4300-800.0	CONTINGENCIES	73,593.17	13,712.51	22,000.00	25,000.00	25,000
Total PUBLIC WORKS:		415,815.46	283,356.12	151,015.67	362,820.00	433,295
Total Expenditure:		607,718.93	487,550.51	314,048.06	560,995.00	529,280
Net Total NHR SALES TAX:		111,384.67-	262,414.57	96,205.56	132,520.00-	(55,115)

Formatted Account Number	Account Title	2018 Actual	2019 Actual	2020 YTD	2020 Budget	2021 Budget
LANDFILL HOST						
022-340-4431.00	LANDFILL HOST FEES	138,379.30	137,205.12	106,659.83	144,000.00	144,000
022-361-6110.00	INTEREST-NOW (LANDFILL HOST)	4,058.47	2,412.13	82.79	2,000.00	60
022-396-9335.00	INTERFUND LOAN REPAYMENT	.00	.00	.00	22,000.00	14,705
022-396-9610.00	MISCELLANEOUS REVENUE	.00	.00	.00	.00	960,000
Total Revenue:		142,437.77	139,617.25	106,742.62	168,000.00	1,118,765
PUBLIC SAFETY						
022-4200-300.2	PROFESSIONAL SERVICES	42,861.93	43,493.06	63,936.01	65,000.00	40,000
022-4200-300.4	LANDFILL TESTING FEES	15,816.85	15,656.00	11,426.00	15,000.00	15,000
022-4200-730.0	FACILITY IMP.& CLOSURE	71,907.38	158,917.61	130,843.42	153,000.00	145,000
022-4200-743.0	CAPITAL PURCHASE	142,300.00	.00	.00	.00	175,000
022-4200-860.0	MISCELLANEOUS	.00	.00	.00	.00	960,000
Total PUBLIC SAFETY:		272,886.16	218,066.67	206,205.43	233,000.00	1,335,000
TRANSFERS						
022-4900-491.0	TRANSFER TO OTHER FUNDS	.00	250,000.00	.00	.00	50,000
Total TRANSFERS:		.00	250,000.00	.00	.00	50,000
Total Expenditure:		272,886.16	468,066.67	206,205.43	233,000.00	1,385,000
Net Total LANDFILL HOST:		130,448.39-	328,449.42-	99,462.81-	65,000.00-	(266,235)

Formatted Account Number	Account Title	2018 Actual	2019 Actual	2020 YTD	2020 Budget	2021 Budget
PUB SAFETY RADIO						
024-361-6110.00	NOW INTEREST	396.78	135.33	.00	400.00	160
Total Revenue:		396.78	135.33	.00	400.00	160
PUBLIC SAFETY						
024-4200-740.0	EQUIPMENT	.00	79,837.81	.00	.00	.00
Total PUBLIC SAFETY:		.00	79,837.81	.00	.00	.00
Total Expenditure:		.00	79,837.81	.00	.00	.00
Net Total PUB SAFETY RADIO:		396.78	79,702.48-	.00	400.00	160

Formatted Account Number	Account Title	2018 Actual	2019 Actual	2020 YTD	2020 Budget	2021 Budget
HOTEL MOTEL TAX						
025-300-1910.00	HOTEL MOTEL TAX	1,854.65	159,929.51	110,943.10	115,810.00	160,000
Total Revenue:		1,854.65	159,929.51	110,943.10	115,810.00	160,000
GENERAL GOVERNMENT						
025-4100-110.1	SALARIES	.00	.00	.00	.00	41,470
025-4100-210.0	HEALTH INS	.00	.00	.00	.00	8,670
025-4100-220.2	IMRF	.00	.00	.00	.00	3,585
Total GENERAL GOVERNMENT:		.00	.00	.00	.00	53,725
TRANSFERS						
025-4900-300.1	PROFESSIONAL SERVICES	.00	43,600.51	33,429.53	27,000.00	38,000
025-4900-511.5	TOURISM	.00	.00	.00	.00	44,500
Total TRANSFERS:		.00	43,600.51	33,429.53	27,000.00	82,500
Total Expenditure:		.00	43,600.51	33,429.53	27,000.00	136,225
Net Total HOTEL MOTEL TAX:		1,854.65	116,329.00	77,513.57	88,810.00	23,775

Formatted Account Number	Account Title	2018 Actual	2019 Actual	2020 YTD	2020 Budget	2021 Budget
SOCIAL SECURITY						
030-300-1110.00	CTY.TREAS.(PROPERTY TAXES)	190,118.35	236,460.01	194,379.68	200,410.00	238,235
030-330-9130.50	REVENUE DUE FRM ENTERPRISE FD	273,005.00	274,075.00	276,925.00	277,615.00	255,785
030-330-9130.60	REV DUE FROM TIFS	.00	669.00	2,520.00	2,520.00	4,475
030-361-6110.00	INTEREST-NOW (S.S.)	1,202.71	612.12	39.62	1,300.00	.00
030-396-9610.00	MISC. REVENUE	.00	.00	108.99	.00	.00
Total Revenue:		464,326.06	511,816.13	473,973.29	481,845.00	498,495
GENERAL GOVT						
030-4100-220.0	SOCIAL SECURITY PAYMENTS	352,336.25	354,985.17	316,920.32	346,430.00	334,505
030-4100-220.1	MEDICARE PAYMENTS	161,025.99	161,991.49	150,623.69	165,700.00	162,740
030-4100-495.2	ANNEXATION TAX REBATES	1,295.41	1,265.89	1,222.24	1,195.00	1,250
Total GENERAL GOVT:		514,657.65	518,242.55	468,766.25	513,325.00	498,495
Total Expenditure:		514,657.65	518,242.55	468,766.25	513,325.00	498,495
Net Total SOCIAL SECURITY:		50,331.59-	6,426.42-	5,207.04	31,480.00-	.00

Formatted Account Number	Account Title	2018 Actual	2019 Actual	2020 YTD	2020 Budget	2021 Budget
IMRF						
031-300-1110.00	CTY.TREAS. (PROPERTY TAXES)	167,930.15	122,629.26	158,430.15	163,315.00	164,005
031-330-9130.50	REV DUE FRM ENTERPRISE FDS	369,005.00	221,220.00	336,705.00	337,625.00	291,490
031-330-9130.60	REV DUE FROM TIFS	.00	540.00	3,360.00	3,360.00	5,425
031-361-6110.00	INTEREST-NOW (I.M.R.F.)	1,139.44	774.42	104.89	1,200.00	.00
031-396-9610.00	MISC. REVENUE	.00	.00	2,264.39	.00	.00
Total Revenue:		538,074.59	345,163.68	500,864.43	505,500.00	460,920
GENERAL GOVT						
031-4100-236.0	IMRF PAYMENTS	28.18	.00	127,017.41-	.00	.00
031-4100-236.1	EMPLOYER IMRF	597,050.41	346,767.01	481,628.65	515,145.00	455,675
031-4100-495.2	ANNEXATION TAX REBATES	1,340.99	1,603.69	1,315.08	1,315.00	1,375
Total GENERAL GOVT:		598,419.58	348,370.70	355,926.32	516,460.00	457,050
Total Expenditure:		598,419.58	348,370.70	355,926.32	516,460.00	457,050
Net Total IMRF:		60,344.99-	3,207.02-	144,938.11	10,960.00-	3,870

Formatted Account Number	Account Title	2018 Actual	2019 Actual	2020 YTD	2020 Budget	2021 Budget
WKG CASH BOND						
032-361-6110.00	INTEREST-NOW (WORK.CASH)	46.08	19.22	239.76	120.00	70
032-361-6122.00	MONEY MARKET INTEREST	21,700.55	.00	.00	.00	.00
032-361-6128.00	PFM MM INT WORKING CASH	1,313.96	28,752.16	4,862.68	5,200.00	5,000
Total Revenue:		23,060.59	28,771.38	5,102.44	5,320.00	5,070
Net Total WKG CASH BOND:		23,060.59	28,771.38	5,102.44	5,320.00	5,070

Formatted Account Number	Account Title	2018 Actual	2019 Actual	2020 YTD	2020 Budget	2021 Budget
STATE DRUG						
033-351-4114.00	LOCAL ST VALUES/RICO	3,227.03	1,524.80	167.31	150.00	150
033-351-5201.00	FORFEITURES/STATE	19,532.51	12,844.67	4,533.08	5,000.00	5,500
033-361-6110.00	NOW INTEREST	190.92	211.69	15.99	15.00	10
033-396-9211.00	GAIN/SALE LOSS OF ASSETS	.00	10,200.00	.00	.00	.00
Total Revenue:		22,950.46	24,781.16	4,716.38	5,165.00	5,660
PUBLIC SAFETY						
033-4200-740.1	EQUIPMENT	568.56	4,860.98	10,218.61	10,220.00	.00
033-4200-743.0	CAPITAL PURCHASE	.00	25,127.34	.00	.00	.00
033-4200-860.0	MISCELLANEOUS	9.19	469.40	.00	.00	.00
Total PUBLIC SAFETY:		577.75	30,457.72	10,218.61	10,220.00	.00
Total Expenditure:		577.75	30,457.72	10,218.61	10,220.00	.00
Net Total STATE DRUG:		22,372.71	5,676.56-	5,502.23-	5,055.00-	5,660

Formatted Account Number	Account Title	2018 Actual	2019 Actual	2020 YTD	2020 Budget	2021 Budget
EVIDENCE MONIES						
036-361-6110.00	INTEREST - NOW EVIDENCE MONIES	.00	.00	1.36	.00	.00
036-396-6410.00	EVIDENCE MONIES DEPOSITED	.00	.00	10,906.40	12,000.00	12,000
Total Revenue:		.00	.00	10,907.76	12,000.00	12,000
PUBLIC SAFETY						
036-4200-273.0	CASE EVIDENCE RETURNED	.00	.00	1,328.56	.00	3,600
Total PUBLIC SAFETY:		.00	.00	1,328.56	.00	3,600
TRANSFERS						
036-4900-870.0	CASE TRANSFERS TO PD	.00	.00	55.09	.00	.00
Total TRANSFERS:		.00	.00	55.09	.00	.00
Total Expenditure:		.00	.00	1,383.65	.00	3,600
Net Total EVIDENCE MONIES:		.00	.00	9,524.11	12,000.00	8,400

Formatted Account Number	Account Title	2018 Actual	2019 Actual	2020 YTD	2020 Budget	2021 Budget
FED DRUG						
037-351-5201.00	FORFEITURES	.00	.00	4,762.38	5,000.00	5,000
037-361-6112.00	IPTIP INTEREST/FED DRUG	260.47	321.94	96.93	100.00	90
Total Revenue:		260.47	321.94	4,859.31	5,100.00	5,090
PUBLIC SAFETY						
037-4200-740.1	EQUIPMENT	.00	.00	4,285.00	4,285.00	.00
Total PUBLIC SAFETY:		.00	.00	4,285.00	4,285.00	.00
Total Expenditure:		.00	.00	4,285.00	4,285.00	.00
Net Total FED DRUG:		260.47	321.94	574.31	815.00	5,090

Formatted Account Number	Account Title	2018 Actual	2019 Actual	2020 YTD	2020 Budget	2021 Budget
PUB COMFORT						
038-300-1110.00	COUNTY TREAS. (PROPERTY TAX)	612.11	549.91	544.89	550.00	570
038-361-6110.00	NOW INTEREST	9.60	34.23	.55	.00	.00
Total Revenue:		621.71	584.14	545.44	550.00	570
PUBLIC WORKS						
038-4300-495.2	ANNEXATION TAX REBATES	1,178.24	829.72	1,070.63	5.00	5
Total PUBLIC WORKS:		1,178.24	829.72	1,070.63	5.00	5
Total Expenditure:		1,178.24	829.72	1,070.63	5.00	5
Net Total PUB COMFORT:		556.53-	245.58-	525.19-	545.00	565

Formatted Account Number	Account Title	2018 Actual	2019 Actual	2020 YTD	2020 Budget	2021 Budget
DEMO						
039-340-2313.10	DEMOLITION PERMITS	375.00	725.00	325.00	150.00	250
039-340-3814.00	GRANTS AND REIMBURSEMENTS	30,000.00	.00	.00	.00	.00
039-361-6110.00	NOW INTEREST/DEMOLITION FD.	419.41	402.59	26.46	400.00	25
039-396-9000.00	REIMBURSEMENTS	.00	.00	.00	.00	59,725
Total Revenue:		30,794.41	1,127.59	351.46	550.00	60,000
GENERAL GOVT						
039-4100-300.2	PROFESSIONAL SERVICES	.00	.00	104.00	105.00	.00
039-4100-453.0	BUILDING DEMOLITION	.00	.00	16,049.97	30,000.00	60,000
039-4100-485.0	Property Taxes	.00	3,720.10	10,342.40	15,000.00	.00
039-4100-495.0	CAPITAL OUTLAY	.00	36,490.00	.00	.00	.00
039-4100-540.0	ADVERTISING	.00	212.62	.00	.00	.00
039-4100-720.0	LAND/REAL ESTATE PURCHASE	.00	4,075.00	.00	.00	.00
Total GENERAL GOVT:		.00	44,497.72	26,496.37	45,105.00	60,000
Total Expenditure:		.00	44,497.72	26,496.37	45,105.00	60,000
Net Total DEMO:		30,794.41	43,370.13-	26,144.91-	44,555.00-	.00

Formatted Account Number	Account Title	2018 Actual	2019 Actual	2020 YTD	2020 Budget	2021 Budget
SPEC SERV AREA						
040-300-1110.00	RICO PROPERTY TAX DISTRIBUTION	58,629.31	60,053.40	56,723.25	60,000.00	60,000
040-361-6110.00	NOW INTEREST/SPEC SERV AREA DT	303.32	533.28	69.08	305.00	70
040-396-9610.00	MISCELLANEOUS REVENUE	.00	462.50	100.00	.00	.00
Total Revenue:		58,932.63	61,049.18	56,892.33	60,305.00	60,070
GENERAL GOVT						
040-4100-110.6	SALARIES - COORDINATOR LIASON	2,700.00	5,460.78	5,200.00	4,800.00	10,000
Total GENERAL GOVT:		2,700.00	5,460.78	5,200.00	4,800.00	10,000
ECONOMIC DEVELOPMENT						
040-4600-256.2	CAPITAL IMPROVEMENTS & INFRA	.00	.00	6,842.00	15,000.00	51,700
040-4600-300.8	GRANT WRITING EXP	1,100.00	.00	.00	.00	3,000
040-4600-541.0	MARKETING	3,937.50	7,131.50	8,000.00	8,000.00	8,000
040-4600-652.1	DESIGN DIRECTION	175.00	3,787.00	9,508.49	6,000.00	12,500
040-4600-652.2	QUICK APPREARANCE	2,800.00	4,656.37	480.00	6,000.00	15,000
040-4600-653.0	INTERIOR BUILD OUT EXP	5,000.00	.00	.00	.00	.00
040-4600-731.1	FACADE IMPROVEMENTS	5,250.00	7,376.14	12,812.26	20,000.00	15,000
Total ECONOMIC DEVELOPMENT:		18,262.50	22,951.01	37,642.75	55,000.00	105,200
Total Expenditure:		20,962.50	28,411.79	42,842.75	59,800.00	115,200
Net Total SPEC SERV AREA:		37,970.13	32,637.39	14,049.58	505.00	(55,130)

Formatted Account Number	Account Title	2018 Actual	2019 Actual	2020 YTD	2020 Budget	2021 Budget
GO BOND						
042-300-1110.00	COUNTY TREAS-PROPERTY TAXES	184,723.17	186,968.38	180,647.29	186,295.00	186,295
042-396-3910.00	TRANSFER FROM OTHER FUNDS	70,000.00	76,675.00	.00	70,000.00	70,000
Total Revenue:		254,723.17	263,643.38	180,647.29	256,295.00	256,295
GENERAL GOVT						
042-4100-495.2	ANNEXATION TAX REBATES	3.26	855.95	3.09	1,360.00	1,420
Total GENERAL GOVT:		3.26	855.95	3.09	1,360.00	1,420
DEBT SERVICE						
042-4700-471.1	BOND PAYMENT/PRINCIPAL	88,000.00	90,000.00	92,000.00	92,000.00	94,000
042-4700-472.0	BOND PAYMENT INTEREST	14,256.00	12,230.00	9,931.00	9,935.00	7,395
042-4700-476.0	BOND ISSUE COSTS	100.00	100.00	100.00	100.00	.00
042-4700-491.0	TRANSFER TO OTHER FUNDS	153,380.00	154,000.00	.00	152,900.00	152,095
Total DEBT SERVICE:		255,736.00	256,330.00	102,031.00	254,935.00	253,490
Total Expenditure:		255,739.26	257,185.95	102,034.09	256,295.00	254,910
Net Total GO BOND:		1,016.09-	6,457.43	78,613.20	.00	1,385

Formatted Account Number	Account Title	2018 Actual	2019 Actual	2020 YTD	2020 Budget	2021 Budget
FIRE PREV						
043-361-6110.00	NOW INTEREST (FIRE PREVENTION)	16.08	12.89	1.37	20.00	5
Total Revenue:		16.08	12.89	1.37	20.00	5
Net Total FIRE PREV:		16.08	12.89	1.37	20.00	5

Formatted Account Number	Account Title	2018 Actual	2019 Actual	2020 YTD	2020 Budget	2021 Budget
SICK LEAVE						
047-361-6110.00	INTEREST-NOW (SICK LEAVE)	126.21	101.11	10.79	130.00	<u>.00</u>
	Total Revenue:	126.21	101.11	10.79	130.00	<u>.00</u>
	Net Total SICK LEAVE:	126.21	101.11	10.79	130.00	<u>.00</u>

Formatted Account Number	Account Title	2018 Actual	2019 Actual	2020 YTD	2020 Budget	2021 Budget
RADON ALLIANCE						
049-361-6110.00	INTEREST/NOW ACCT.	.09	.08	.00	.00	.00
Total Revenue:		.09	.08	.00	.00	.00
Net Total RADON ALLIANCE:		.09	.08	.00	.00	.00

Formatted Account Number	Account Title	2018 Actual	2019 Actual	2020 YTD	2020 Budget	2021 Budget
EM FIREWORKS						
050-361-6110.00	INTEREST-NOW	65.13	84.35	10.02	10.00	10
050-396-3473.00	PARADE ENTRY FEES	1,680.00	2,255.00	.00	.00	1,600
050-396-6211.00	VENDOR SET UP FEES	500.00	500.00	.00	.00	500
050-396-6400.00	CONTRIBUTIONS FIREWORKS	19,004.04	18,274.94	1,600.00	1,600.00	16,000
050-396-6401.00	PARADE CONTRIBUTIONS	5,000.00	5,000.00	.00	.00	5,000
050-396-9610.00	MISC REVENUE FIREWORKS	918.00	1,111.75	.00	.00	.00
Total Revenue:		27,167.17	27,226.04	1,610.02	1,610.00	23,110
REC & CULTURE						
050-4400-512.1	4TH OF JULY PARADE	2,238.57	1,670.39	.00	.00	5,500
050-4400-540.1	4TH OF JULY FIREWORKS	17,909.16	16,201.88	.00	.00	.00
050-4400-541.0	MARKETING	60.00	325.00	.00	.00	1,000
050-4400-550.0	PRINTING	.00	97.50	.00	.00	500
050-4400-612.0	POSTAGE	.00	.00	.00	.00	200
050-4400-800.0	CONTINGENCY (MISC.)	.00	.00	.00	.00	300
Total REC & CULTURE:		20,207.73	18,294.77	.00	.00	7,500
Total Expenditure:		20,207.73	18,294.77	.00	.00	7,500
Net Total EM FIREWORKS:		6,959.44	8,931.27	1,610.02	1,610.00	15,610

Formatted Account Number	Account Title	2018 Actual	2019 Actual	2020 YTD	2020 Budget	2021 Budget
ECONOMIC DEVELOPMENT						
070-361-6110.00	INTEREST-NOW (ST. HOSP.)	144.48	91.09	6.56	150.00	10
070-396-9610.00	MISC.REVENUE & FARM RENT	1,346.00	1,346.00	1,346.00	1,345.00	1,345
Total Revenue:		1,490.48	1,437.09	1,352.56	1,495.00	1,355
ECONOMIC DEV						
070-4600-300.2	PROFESSIONAL SERVICES	945.00	10,000.00	.00	970.00	1,355
070-4600-430.2	CONTRACTUAL	.00	5,653.82	.00	.00	.00
Total ECONOMIC DEV:		945.00	15,653.82	.00	970.00	1,355
Total Expenditure:		945.00	15,653.82	.00	970.00	1,355
Net Total ECONOMIC DEVELOPMENT:		545.48	14,216.73-	1,352.56	525.00	.00

Formatted Account Number	Account Title	2018 Actual	2019 Actual	2020 YTD	2020 Budget	2021 Budget
STRIKE IT TIF						
160-300-1110.00	COUNTY TREASURER PROPERTY TA	83,596.88	86,424.77	88,556.20	85,000.00	82,425
160-361-6110.00	NOW INTEREST	654.14	617.51	68.55	480.00	100
Total Revenue:		84,251.02	87,042.28	88,624.75	85,480.00	82,525
GENERAL GOVT						
160-4100-110.1	SALARIES	.00	6,258.54	12,187.17	11,975.00	12,555
160-4100-210.0	HEALTH INSURANCE	.00	120.00	240.00	240.00	240
160-4100-220.0	SS EXP DUE TO SS	.00	223.00	840.00	840.00	895
160-4100-220.2	IMRF EXP DUE TO IMRF	.00	180.00	1,120.00	1,120.00	1,085
Total GENERAL GOVT:		.00	6,781.54	14,387.17	14,175.00	14,775
ECONOMIC DEVELOPMENT						
160-4600-651.1	QUALIFIED DEVELOPER EXPENSE	62,262.12	64,288.56	.00	64,000.00	.00
Total ECONOMIC DEVELOPMENT:		62,262.12	64,288.56	.00	64,000.00	.00
Total Expenditure:		62,262.12	71,070.10	14,387.17	78,175.00	14,775
Net Total STRIKE IT TIF:		21,988.90	15,972.18	74,237.58	7,305.00	67,750

Formatted Account Number	Account Title	2018 Actual	2019 Actual	2020 YTD	2020 Budget	2021 Budget
DOWNTOWN TIF						
162-300-1110.00	CTY TREAS (PROP TAXES)-DOWN TO	68,727.65	75,495.82	88,339.47	87,000.00	92,065
162-361-6110.00	NOW INTEREST-DOWN TOWN TIF	1,285.00	1,282.54	153.71	115.00	175
Total Revenue:		70,012.65	76,778.36	88,493.18	87,115.00	92,240
GENERAL GOVT						
162-4100-110.1	SALARIES	.00	6,258.54	12,187.17	11,975.00	12,555
162-4100-210.0	HEALTH INSURANCE	.00	120.00	240.00	240.00	240
162-4100-220.0	SS EXP DUE TO SS	.00	223.00	840.00	840.00	895
162-4100-220.2	IMRF EXP DUE TO IMRF	.00	180.00	1,120.00	1,120.00	1,085
Total GENERAL GOVT:		.00	6,781.54	14,387.17	14,175.00	14,775
ECONOMIC DEVELOPMENT						
162-4600-300.1	PROFESSIONAL FEES-DOWN TOWN	.00	4,745.40	3,872.00	.00	.00
162-4600-651.0	OTHER TIF EXPENSES-DOWN TOWN	.00	.00	27,300.21	50,000.00	150,000
162-4600-651.1	QUALIF DEVELOPER EXP-DOWN TO	.00	.00	29,407.75	.00	27,860
Total ECONOMIC DEVELOPMENT:		.00	4,745.40	60,579.96	50,000.00	177,860
DEBT SERVICE						
162-4700-471.1	BOND PAYMENTS/PRINC-DOWN TOW	.00	.00	.00	100,000.00	100,000
162-4700-472.0	INTEREST ON BONDS-DOWN TOWN	.00	.00	.00	25,000.00	25,000
Total DEBT SERVICE:		.00	.00	.00	125,000.00	125,000
Total Expenditure:		.00	11,526.94	74,967.13	189,175.00	317,635
Net Total DOWNTOWN TIF:		70,012.65	65,251.42	13,526.05	102,060.00-	(225,395)

Formatted Account Number	Account Title	2018 Actual	2019 Actual	2020 YTD	2020 Budget	2021 Budget
GRIP						
163-300-1110.00	COUNTY TREAS(PROPERTY TAXES)	152,464.71	157,430.97	153,840.32	155,760.00	155,000
Total Revenue:		152,464.71	157,430.97	153,840.32	155,760.00	155,000
ECONOMIC DEVELOPMENT						
163-4600-300.2	PROFESSIONAL SERVICES	.00	.00	55.00	.00	.00
163-4600-651.1	QUALIFIED DEVELOPER EXPENSE	51,974.75	11,431.82	30,373.06	30,500.00	.00
Total ECONOMIC DEVELOPMENT:		51,974.75	11,431.82	30,428.06	30,500.00	.00
Total Expenditure:		51,974.75	11,431.82	30,428.06	30,500.00	.00
Net Total GRIP:		100,489.96	145,999.15	123,412.26	125,260.00	155,000

Formatted Account Number	Account Title	2018 Actual	2019 Actual	2020 YTD	2020 Budget	2021 Budget
RIVERFRONT TIF						
164-300-1110.00	COUNTY TRES (PROPERTY TAX)QTR.	217,647.12	226,396.75	237,621.38	221,000.00	235,540
Total Revenue:		217,647.12	226,396.75	237,621.38	221,000.00	235,540
ECONOMIC DEVELOPMENT						
164-4600-731.0	QTR FACILITY MAINTENACE EXPS	2,521.69	2,120.96	367.47	1,000.00	1,000
Total ECONOMIC DEVELOPMENT:		2,521.69	2,120.96	367.47	1,000.00	1,000
PINCH POINT TO RIVERFRONT						
164-4647-651.1	QUALIFIED DEVELOPER EXPENSES	97,725.72	101,019.48	103,795.92	104,000.00	104,000
Total PINCH POINT TO RIVERFRONT:		97,725.72	101,019.48	103,795.92	104,000.00	104,000
MUNICIPAL GARAGE						
164-4657-530.0	VISTOR CTR TELEPHONE	641.79	545.81	.00	.00	.00
Total MUNICIPAL GARAGE:		641.79	545.81	.00	.00	.00
DEBT SERVICE						
164-4700-471.1	BOND PAYMENTS/PRINCIPAL	270,000.00	280,000.00	305,000.00	305,000.00	320,000
164-4700-472.0	BOND INTEREST EXPENSE	41,438.75	32,836.25	23,030.00	23,030.00	12,050
164-4700-496.0	BANK FEES	500.00	500.00	500.00	500.00	500
Total DEBT SERVICE:		311,938.75	313,336.25	328,530.00	328,530.00	332,550
Total Expenditure:		412,827.95	417,022.50	432,693.39	433,530.00	437,550
Net Total RIVERFRONT TIF:		195,180.83-	190,625.75-	195,072.01-	212,530.00-	(202,010)

Formatted Account Number	Account Title	2018 Actual	2019 Actual	2020 YTD	2020 Budget	2021 Budget
THE BEND						
166-300-1110.00	COUNTY TREAS (PROPERTY TAX)	15,357.23	16,217.78	470,755.49	595,000.00	494,515
166-300-1540.00	OCCUPATION TAX	370.93	31,985.91	22,188.62	23,200.00	26,400
166-361-6110.00	NOW INTEREST	.00	.00	55.60	20.00	.00
166-396-3910.00	BUSINESS TAX TRSFR FROM GEN FD	.00	.00	.00	500.00	.00
166-396-9330.00	BOND ISSUE PROCEEDS	4,321,927.83	468,360.38	11,051,501.29	11,051,500.00	.00
Total Revenue:		4,337,655.99	516,564.07	11,544,501.00	11,670,220.00	520,915
GENERAL GOVERNMENT						
166-4100-110.1	SALARIES	.00	.00	.00	.00	25,115
166-4100-210.0	HEALTH INS	.00	.00	.00	.00	480
166-4100-220.0	SS/MEDICARE	.00	.00	.00	.00	1,790
166-4100-220.2	IMRF	.00	.00	.00	.00	2,170
Total GENERAL GOVERNMENT:		.00	.00	.00	.00	29,555
ECONOMIC DEVELOPMENT						
166-4600-300.2	PROFESSIONAL SERVICES	.00	5,104.00	35,888.13	35,000.00	4,955
166-4600-452.0	ROADWAY CONSTRUCTION	4,242,740.34	144,948.13	9,257.84	10,000.00	.00
166-4600-495.0	CAPITAL OUTLAY	.00	154,606.07	.00	.00	.00
166-4600-651.0	OTHER QUALIFIED TIF EXPENSES	.00	.00	103.91	105.00	.00
Total ECONOMIC DEVELOPMENT:		4,242,740.34	304,658.20	45,249.88	45,105.00	4,955
DEBT SERVICE						
166-4700-471.1	PRINICIPAL PAYMENTS	.00	.00	10,200,000.00	10,200,000.00	.00
166-4700-472.0	INTEREST EXPENSE	271,953.89	383,660.19	156,603.99	156,605.00	.00
166-4700-472.1	BOND PAYMENTS INTEREST	.00	.00	.00	.00	486,405
Total DEBT SERVICE:		271,953.89	383,660.19	10,356,603.99	10,356,605.00	486,405
Total Expenditure:		4,514,694.23	688,318.39	10,401,853.87	10,401,710.00	520,915
Net Total THE BEND:		177,038.24-	171,754.32-	1,142,647.13	1,268,510.00	.00

Formatted Account Number	Account Title	2018 Actual	2019 Actual	2020 YTD	2020 Budget	2021 Budget
EM GLASS TIF						
167-300-1110.00	COUNTY TAXES (PROP TAXES)	3,505.57	2,674.45	10,046.83	5,300.00	114,770
Total Revenue:		3,505.57	2,674.45	10,046.83	5,300.00	114,770
GENERAL GOVT						
167-4100-210.0	HEALTH INSURANCE	.00	120.00	240.00	240.00	240
167-4100-220.0	SS EXP DUE TO SS	.00	223.00	840.00	840.00	895
167-4100-220.2	IMRF EXP DUE TO IMRF	.00	180.00	1,120.00	1,120.00	1,085
Total GENERAL GOVT:		.00	523.00	2,200.00	2,200.00	2,220
ECONOMIC DEVELOPMENT						
167-4600-110.1	SALARIES	.00	6,258.54	12,187.17	11,975.00	12,555
167-4600-300.2	PROFESSIONAL SERVICES	24,433.15	10,318.00	1,375.00	5,000.00	2,500
167-4600-651.1	QUALIFIED DEVELOPERS EXP	.00	.00	.00	.00	97,495
Total ECONOMIC DEVELOPMENT:		24,433.15	16,576.54	13,562.17	16,975.00	112,550
Total Expenditure:		24,433.15	17,099.54	15,762.17	19,175.00	114,770
Net Total EM GLASS TIF:		20,927.58-	14,425.09-	5,715.34-	13,875.00-	.00

Formatted Account Number	Account Title	2018 Actual	2019 Actual	2020 YTD	2020 Budget	2021 Budget
KENNEDY DR TIF						
169-300-1110.00	COUNTY TREASURER PROPERTY TA	248,481.18	256,998.79	195,037.44	195,000.00	278,265
Total Revenue:		248,481.18	256,998.79	195,037.44	195,000.00	278,265
ECONOMIC DEVELOPMENT						
169-4600-300.2	PROFESSIONAL SERVICES	3,250.12	.00	.00	5,000.00	.00
Total ECONOMIC DEVELOPMENT:		3,250.12	.00	.00	5,000.00	.00
DEBT SERVICE						
169-4700-471.1	BOND PAYMENT PRINCIPAL	245,000.00	270,000.00	290,000.00	290,000.00	320,000
169-4700-472.0	BOND PAYMENT INTEREST	50,107.50	41,205.00	30,980.00	30,980.00	19,535
169-4700-496.0	BANK FEES	250.00	250.00	250.00	250.00	250
Total DEBT SERVICE:		295,357.50	311,455.00	321,230.00	321,230.00	339,785
Total Expenditure:		298,607.62	311,455.00	321,230.00	326,230.00	339,785
Net Total KENNEDY DR TIF:		50,126.44-	54,456.21-	126,192.56-	131,230.00-	(61,520)

Formatted Account Number	Account Title	2018 Actual	2019 Actual	2020 YTD	2020 Budget	2021 Budget
WATER PLANT FUND						
200-340-4411.00	\$1.89 fee for Sewer Plant Fund	3,094,134.59	3,103,465.22	2,670,150.68	2,894,510.00	2,700,000
200-340-6213.00	WATER TOWER RENT	49,896.00	50,688.00	47,916.00	50,000.00	50,000
200-361-6110.00	NOW INTEREST	8,248.95	8,573.75	1,019.70	905.00	1,000
200-396-3910.00	TRANSF FROM MISC FUNDS	.00	28,473.12	.00	.00	.00
200-396-9211.00	GAIN/LOSS ON SALE OF EQUIPMENT	.00	1,800.00	.00	.00	.00
200-396-9610.00	MISC REV	5,752.12-	2,978.21	259.98	.00	.00
Total Revenue:		3,146,527.42	3,195,978.30	2,719,346.36	2,945,415.00	2,751,000
GENERAL GOVT						
200-4100-476.3	AMORTIZATION	3,942.11-	3,282.32-	.00	.00	.00
Total GENERAL GOVT:		3,942.11-	3,282.32-	.00	.00	.00
OPERATION & EXPENSES						
200-4500-477.0	DEP EXP	289,933.66	296,258.70	.00	.00	.00
Total OPERATION & EXPENSES:		289,933.66	296,258.70	.00	.00	.00
WATERWORKS PUMPING						
200-4522-110.1	SALARIES-W.W.PUMPING	720,025.69	729,110.61	709,873.50	742,670.00	689,255
200-4522-110.2	SALARIES - INTERN	.00	3,562.50	.00	6,560.00	.00
200-4522-110.3	SALARIES - OVERTIME	49,738.58	46,447.04	52,564.00	55,000.00	55,000
200-4522-209.0	RISK MNGMNT CHARGEBACKS	.00	.00	22,805.00	22,805.00	20,805
200-4522-210.0	HEALTH INSURANCE	121,536.00	130,330.80	120,024.24	120,025.00	119,790
200-4522-220.0	SOCIAL SECURITY EXP- DUE TO SS	59,835.00	60,930.00	61,525.00	61,525.00	56,935
200-4522-220.2	IMRF EXPENSES DUE TO IMRF	176,709.00	156,964.00	74,665.00	74,665.00	64,770
200-4522-231.0	RETIREEES & DISABLE INSURANCE	274,687.00-	111,769.12	70,327.32	70,325.00	88,315
200-4522-290.0	WORK GARMENTS	9,945.70	11,176.61	9,536.01	12,000.00	12,000
200-4522-300.2	PROFESSIONAL SERVICES	14,962.58	13,796.24	11,601.59	25,000.00	30,000
200-4522-300.6	AUDIT FEES	.00	4,027.11	2,229.55	3,655.00	3,345
200-4522-336.0	IT CHARGEBACK	.00	.00	18,650.00	18,650.00	18,505
200-4522-411.0	UTILITIES	197,136.58	194,621.63	199,032.35	236,000.00	240,000
200-4522-420.0	LAUNDRY/CLEANING SUPPLIES	.00	7.49	187.73	2,000.00	2,000
200-4522-421.0	MONTHLY REFUSE COLLECTION FEE	761.75	900.25	692.50	1,000.00	1,000
200-4522-430.0	EQUIPMENT REPAIRS	27,124.06	48,185.96	39,380.03	40,000.00	40,000
200-4522-431.1	EQUIP.MAINT./CONTRACT	14,444.59	21,081.78	8,783.49	20,000.00	35,000
200-4522-431.2	EQUIPMENT MAINTENANCE	12,971.69	37,342.66	19,514.17	26,000.00	35,000
200-4522-431.4	Data Processing Maintenance	846.86	827.99	430.83	2,000.00	2,000
200-4522-431.5	OFFICE FURNITURE & EQUIPMENT	660.44	560.41	59.40	1,500.00	1,500
200-4522-480.1	STATE OF ILLINOIS CHARGES	2,740.52	2,500.00	2,500.00	2,500.00	2,500
200-4522-485.0	PROPERTY TAX	3,147.84	3,246.48	3,354.32	4,000.00	.00
200-4522-501.0	MEETINGS	284.66	574.18	103.79	1,000.00	3,000
200-4522-502.1	REFERENCE & TRAINING MATERIALS	.00	.00	.00	500.00	500

Formatted Account Number	Account Title	2018 Actual	2019 Actual	2020 YTD	2020 Budget	2021 Budget
200-4522-502.3	TRAINING	10,569.61	8,543.35	1,674.58	6,000.00	10,000
200-4522-520.1	PROPERTY INSURANCE	10,859.00	10,859.00	.00	.00	.00
200-4522-530.0	TELEPHONE	4,022.92	4,315.57	440.00	500.00	500
200-4522-540.0	ADVERTISING	.00	385.63	.00	700.00	700
200-4522-550.0	PRINTING	.00	.00	.00	1,000.00	500
200-4522-600.1	DATA PROCESSING SUPPLIES	409.51	755.00	651.17	3,000.00	3,000
200-4522-600.4	OFFICE SUPPLIES	942.03	1,142.73	1,016.92	1,500.00	1,500
200-4522-610.0	GENERAL SUPPLIES	2,739.50	4,991.57	3,670.97	5,000.00	5,000
200-4522-612.0	POSTAGE	1,108.41	455.59	244.74	500.00	500
200-4522-614.0	LAB SUPPLIES	38,095.87	21,713.19	20,467.54	26,500.00	26,500
200-4522-615.2	FLUORIDE	8,210.25	8,708.70	9,448.82	11,000.00	12,000
200-4522-615.3	CHLORINE	48,251.00	54,836.78	40,146.30	57,000.00	60,000
200-4522-615.4	ACTIVATED CARBON	104,696.40	123,229.60	114,168.60	125,000.00	130,000
200-4522-615.6	ALUM	148,519.22	160,385.98	130,817.15	200,000.00	220,000
200-4522-615.7	AMMONIA	11,182.86	9,054.99	11,786.31	18,000.00	18,000
200-4522-615.8	POLYMER	.00	.00	1,345.14	3,000.00	3,000
200-4522-616.1	MAGNESIUM BISULFATE	.00	.00	716.34	2,500.00	2,500
200-4522-616.2	CITRIC ACID	.00	1,286.25	.00	.00	.00
200-4522-616.3	CAUSTIC ACID	94,002.97	106,565.07	69,458.56	101,500.00	120,000
200-4522-640.0	DUES AND SUBSCRIPTIONS	2,458.00	2,653.62	2,577.50	3,000.00	3,000
200-4522-730.0	FACILITY IMPROVEMENTS	1,367.06	22,824.21	1,877.22	10,000.00	18,000
200-4522-731.0	FACILITY MAINTENANCE	26,038.32	28,600.34	18,238.85	16,000.00	15,000
200-4522-740.1	EQUIPMENT GENERAL	3,234.30	120.00	234.90	8,000.00	8,000
200-4522-740.2	DATA PROC. EQUIPMENT	11,184.68	2,371.91	217.65	8,000.00	8,000
200-4522-740.3	LAB EQUIPMENT	2,937.29	13,135.09	2,302.84	8,000.00	8,000
200-4522-741.0	TOOLS AND TOOL REPAIRS	3,759.98	3,634.13	2,452.50	4,000.00	4,000
200-4522-743.0	CAPITAL PURCHASE	30,772.89	27,723.27	212,903.17	314,000.00	220,000
200-4522-743.1	MOTOR POOL OPERATIONS	23,680.00	23,905.00	23,665.00	23,665.00	23,665
200-4522-800.0	CONTINGENCY	.00	.00	.00	800.00	800
200-4522-801.1	SAFETY GEAR	3,738.62	4,470.14	3,257.47	7,000.00	7,000
Total WATERWORKS PUMPING:		1,730,965.23	2,224,629.57	2,101,620.06	2,514,545.00	2,450,385
DEBT SERVICES						
200-4700-471.1	BOND PAYMENTS PRINCIPAL	.00	.00	268,075.40	347,535.00	334,685
200-4700-472.0	BOND PAYMENT INTEREST	81,385.86	76,313.24	66,075.30	72,925.00	64,395
200-4700-496.0	BANK FEES	301.32	301.32	301.32	305.00	305
Total DEBT SERVICES:		81,687.18	76,614.56	334,452.02	420,765.00	399,385
TRANSFERS						
200-4900-491.0	TRANSFER TO OTHER FUNDS	35,000.00	41,800.00	.00	.00	.00
Total TRANSFERS:		35,000.00	41,800.00	.00	.00	.00

Formatted Account Number	Account Title	2018 Actual	2019 Actual	2020 YTD	2020 Budget	2021 Budget
	Total Expenditure:	2,133,643.96	2,636,020.51	2,436,072.08	2,935,310.00	2,849,770
	Net Total WATER PLANT FUND:	1,012,883.46	559,957.79	283,274.28	10,105.00	(98,770)

Formatted Account Number	Account Title	2018 Actual	2019 Actual	2020 YTD	2020 Budget	2021 Budget
WATER FUND						
220-330-3815.00	FEMA FLOOD REIMB	.00	.00	84,633.12	85,000.00	.00
220-330-4530.29	LAB FEES	575.00	1,150.00	1,300.00	1,100.00	1,150
220-330-9210.29	HYDRANT REPAIRS/SALE OF METER	6,178.85	872.05	6,094.15	6,500.00	3,000
220-330-9999.29	GREATER METRO WATER EXPENSE	.00	.00	.00	45,305.00	.00
220-340-4011.29	CURB BOX REPAIRS	6,236.27	.00	.00	1,000.00	.00
220-340-4400.29	WATER USAGE FEES	1,941,260.49	1,932,539.55	1,663,817.51	1,800,760.00	1,802,760
220-340-4402.29	WATER BILLING CHARGES	234,258.88	244,391.87	205,066.46	221,100.00	205,920
220-340-4403.29	PENALTIES-W.	78,650.64	73,835.06	35,086.07	33,000.00	68,640
220-340-4404.29	TURN ON FEES	25,620.01	20,440.00	12,863.55	13,000.00	20,240
220-340-4405.29	HOOK UP FEES-W	5,989.07	1,887.06	.00	2,000.00	1,760
220-340-4407.00	RED TAG FEE	29,935.00	27,450.45	14,726.80	16,000.00	27,280
220-340-6213.29	WATER TOWER RENT IPCS WIRELES	.00	.00	.00	.00	59,000
220-361-6110.29	INTEREST ON NOW ACCT.	1,558.00	.00	.00	.00	.00
220-361-6123.29	INTEREST ON W.OPER.& MAINT.INV	241.75	125.42	34.55	45.00	115
220-396-3910.00	TRANS.FROM MISC. FUNDS	76,690.00	566,047.76	.00	76,690.00	76,045
220-396-9211.00	GAIN ON SALE/LOSS OF EQUIPMENT	.00	16,000.00	.00	.00	.00
220-396-9610.29	MISCELLANEOUS REVENUE-W.	12,927.01	6,489.66	9,058.45	6,000.00	5,000
220-396-9610.39	MISC. REVENUE	4,515.71-	.00	365.57-	.00	.00
Total Revenue:		2,415,605.26	2,891,228.88	2,032,315.09	2,307,500.00	2,270,910
GENERAL GOVT						
220-4100-476.3	AMORTIZATION	257.26	141.17	.00	.00	.00
Total GENERAL GOVT:		257.26	141.17	.00	.00	.00
OPERATION & EXPENSES						
220-4500-477.0	DEP EXP	676,222.11	700,349.81	.00	.00	.00
Total OPERATION & EXPENSES:		676,222.11	700,349.81	.00	.00	.00
ENGINEERING						
220-4513-110.1	SALARIES-WATER ENGINEERING	137,463.61	166,038.81	169,522.54	177,130.00	176,505
220-4513-110.2	ENGINEER INTERN	3,954.43	.00	.00	.00	.00
220-4513-209.0	RISK MNGMNT CHARGEBACKS	.00	.00	3,375.00	3,375.00	2,885
220-4513-210.0	HEALTH INSURANCE	17,208.00	11,982.00	18,932.40	18,930.00	19,875
220-4513-220.0	SOCIAL SECURITY EXP DUE TO SS	11,895.00	12,015.00	13,375.00	13,375.00	13,340
220-4513-220.2	IMRF EXPENSES DUE TO IMRF	16,080.00	9,785.00	16,580.00	16,580.00	15,270
220-4513-300.2	PROFESSIONAL SERVICES	3,186.00	18,353.86	388.00	2,000.00	2,000
220-4513-336.0	IT CHARGEBACK	.00	.00	2,685.00	2,685.00	2,670
220-4513-431.1	CONTRACT/MAINTENANCE AGREEM	5,038.60	2,777.95	2,100.00	5,500.00	5,500
220-4513-431.4	DATA PROCESSING MAINTENANCE	1,065.61	1,252.87	430.83	1,500.00	1,500
220-4513-502.3	TRAINING	906.41	2,232.98	662.44	2,000.00	2,000
220-4513-530.0	TELEPHONE	1,912.79	1,791.52	1,050.99	1,500.00	1,500

Formatted Account Number	Account Title	2018 Actual	2019 Actual	2020 YTD	2020 Budget	2021 Budget
220-4513-540.0	ADVERTISING	237.28	.00	.00	200.00	200
220-4513-550.0	PRINTING	229.97	500.00	.00	1,000.00	1,000
220-4513-600.4	OFFICE SUPPLIES	786.06	1,262.95	.00	700.00	700
220-4513-740.1	GENERAL EQUIPMENT	2,489.85	1,869.80	.00	2,000.00	2,000
220-4513-743.1	MOTOR POOL OPERATIONS	6,025.00	6,140.00	6,080.00	6,080.00	6,080
Total ENGINEERING:		208,478.61	236,002.74	235,182.20	254,555.00	253,025
FINANCE ADMIN						
220-4521-110.1	SALARIES-W.W.ADM.	208,130.71	211,326.20	189,442.67	201,535.00	198,250
220-4521-209.0	RISK MNGMNT CHARGEBACKS	.00	.00	4,415.00	4,415.00	3,185
220-4521-210.0	HEALTH INSURANCE	39,756.00	33,176.88	29,241.48	29,240.00	20,085
220-4521-220.0	SOCIAL SECURITY EXP DUE TO SS	15,150.00	15,425.00	14,575.00	14,575.00	14,775
220-4521-220.2	IMRF EXPENSES DUE TO IMRF	20,475.00	12,435.00	18,315.00	18,315.00	17,150
220-4521-231.0	RET/DIS H & H INSURANCE	53,556.00	52,102.68	47,918.40	47,920.00	46,850
220-4521-300.6	AUDIT FEES	5,000.00	4,500.78	2,131.92	2,135.00	3,200
220-4521-311.1	FILING FEES	737.50	2,956.00	2,967.50	2,300.00	2,700
220-4521-336.0	IT CHARGEBACK	.00	.00	7,420.00	7,420.00	7,845
220-4521-431.3	DATA PROCESSING SUPPORT	4,282.61	4,493.89	2,637.66	2,700.00	3,000
220-4521-431.4	DATA PROCESSING MAINTENANCE	2,926.00	720.00	.00	750.00	.00
220-4521-431.5	OFFICE FURNITURE & EQUIPMENT	.00	274.12	180.53	250.00	.00
220-4521-496.1	MC/VISA FEES	21,718.82	20,665.26	17,717.84	19,000.00	22,000
220-4521-496.2	MC/VISA ONLINE (xprssbillpay)	9,564.28	13,009.16	10,484.25	9,600.00	9,600
220-4521-501.0	MEETINGS	.00	.00	40.00	40.00	.00
220-4521-502.3	TRAINING	868.61	.00	70.00	150.00	750
220-4521-530.0	TELEPHONE	1,275.45	1,317.22	.00	.00	.00
220-4521-600.1	DATA PROCESSING SUPPLIES	487.97	.00	.00	.00	.00
220-4521-600.4	OFFICE SUPPLIES	2,968.82	3,827.50	1,662.95	2,400.00	1,500
220-4521-612.0	POSTAGE	18,007.35	22,851.28	21,081.43	20,460.00	17,000
220-4521-613.0	PRINTED SUPPLIES	3,055.04	1,334.16	.00	500.00	500
220-4521-740.2	DATA PROCESSING EQUIPMENT	3,869.54	.00	.00	500.00	.00
220-4521-860.0	MISCELLANEOUS	27.96	82.34-	.00	.00	.00
Total FINANCE ADMIN:		411,857.66	400,332.79	370,301.63	384,205.00	368,390
WATERWORKS PUMPING						
220-4522-231.0	OPEB EXPENSE	351,162.42-	.00	.00	.00	.00
Total WATERWORKS PUMPING:		351,162.42-	.00	.00	.00	.00
WATERWORKS DIST						
220-4523-110.1	SALARIES-W.W.DIST.	457,761.16	484,238.37	389,752.37	485,675.00	398,840
220-4523-110.3	SALARIES - OVERTIME	30,339.77	65,463.80	22,784.89	38,000.00	38,000
220-4523-209.0	RISK MNGMNT CHARGEBACKS	.00	.00	21,365.00	21,365.00	16,560
220-4523-210.0	HEALTH INSURANCE	110,820.00	107,820.00	79,355.52	79,355.00	90,870
220-4523-220.0	SOCIAL SECURITY EXP DUE TO SS	37,455.00	38,060.00	37,615.00	37,615.00	33,420

Formatted Account Number	Account Title	2018 Actual	2019 Actual	2020 YTD	2020 Budget	2021 Budget
220-4523-220.2	IMRF EXPENSES DUE TO IMRF	156,692.00	158,988.00	46,020.00	46,020.00	38,055
220-4523-231.0	RETIREE/DIS HEALTH INSURANCE	22,651.58	343,342.64	17,099.76	17,100.00	25,325
220-4523-290.0	WORK GARMENTS	3,199.20	3,650.41	1,957.11	3,800.00	3,800
220-4523-300.0	PROFESSIONAL SERVICES	12,053.01	11,492.91	4,965.25	6,500.00	10,500
220-4523-300.3	GIS SYSTEM - PROFESSIONAL FEES	2,246.00	721.48	70.00	150.00	5,000
220-4523-336.0	IT CHARGEBACK	.00	.00	12,745.00	12,745.00	12,990
220-4523-430.0	EQUIPMENT REPAIRS	.00	.00	.00	100.00	200
220-4523-430.1	CURB BOX REPAIRS	7,586.38	2,043.96	709.57	750.00	9,300
220-4523-502.3	TRAINING	1,692.99	786.64	120.00	1,000.00	1,000
220-4523-530.0	TELEPHONE	1,618.56	2,961.49	221.00	150.00	950
220-4523-610.0	GENERAL SUPPLIES	5,006.73	6,414.89	6,818.18	5,100.00	5,100
220-4523-610.1	MATERIALS	9,402.70	16,630.39	2,170.27	500.00	12,000
220-4523-611.0	TOWELS AND RUGS	.00	2,059.47	2,539.41	1,700.00	1,700
220-4523-730.0	FACILITY IMPROVEMENTS	936.34	7,640.00	1,194.39	500.00	15,000
220-4523-731.0	FACILITY MAINTENANCE	2,029.54	2,571.64	3,865.04	2,200.00	2,200
220-4523-740.1	EQUIPMENT GENERAL	166.38	5,785.25	.00	500.00	6,000
220-4523-741.0	TOOLS AND TOOL REPAIRS	343.00	4,004.57	1,656.29	6,100.00	6,100
220-4523-741.1	WATER METERS	26,407.39	22,180.91	26,187.09	60,000.00	200,000
220-4523-741.2	HYDRANTS/VALVES	31,199.46	20,275.35	2,642.94	2,500.00	33,200
220-4523-743.1	MOTOR POOL OPERATIONS	82,090.00	82,352.20	81,490.00	81,490.00	81,490
220-4523-801.1	SAFETY GEAR	1,518.70	1,043.94	257.28	1,600.00	1,600
Total WATERWORKS DIST:		957,912.73	1,390,528.31	763,601.36	912,515.00	1,049,200
BOND & INTEREST						
220-4533-473.3	INTEREST PAYMENTS	119,867.78	106,262.92	100,711.73	97,990.00	99,640
220-4533-475.0	BOND PAYMENTS	.00	.00	470,645.94	453,385.00	470,590
220-4533-496.0	BANK FEES	402.08	402.08	402.08	405.00	405
Total BOND & INTEREST:		120,269.86	106,665.00	571,759.75	551,780.00	570,635
WATER CAP IMPROVEMENTS						
220-4546-300.2	PROFESSIONAL SERVICES	.00	.00	834.00	30,000.00	.00
220-4546-300.3	GEOGRAPHIC INFO SYSTEMS	.00	6,217.67	.00	.00	.00
220-4546-452.0	CONSTRUCTION	.00	9,445.48	147,742.83	147,750.00	490,000
220-4546-800.0	CONTINGENCIES	9,385.46	.00	.00	15,000.00	25,000
Total WATER CAP IMPROVEMENTS:		9,385.46	15,663.15	148,576.83	192,750.00	515,000
TRANSFERS						
220-4900-491.0	TRANSFER TO OTHER FUNDS	7,000.00	16,000.00	.00	.00	.00
Total TRANSFERS:		7,000.00	16,000.00	.00	.00	.00
Total Expenditure:		2,040,221.27	2,865,682.97	2,089,421.77	2,295,805.00	2,756,250

Formatted Account Number	Account Title	2018 Actual	2019 Actual	2020 YTD	2020 Budget	2021 Budget
Net Total WATER FUND:		375,383.99	25,545.91	57,106.68-	11,695.00	<u>(485,340)</u>

Formatted Account Number	Account Title	2018 Actual	2019 Actual	2020 YTD	2020 Budget	2021 Budget
SEWER PLANT FUND						
250-320-2162.00	WASTE HAULER REGISTRATION	200.00	450.00	217.20	250.00	220
250-330-3815.00	FEMA FLOOD REIMB	.00	.00	48,628.50	50,000.00	.00
250-340-4410.00	WASTE DISPOSAL CHARGES	177,339.46	146,044.81	276,575.98	268,205.00	125,000
250-340-4411.00	\$1.89 fee for Sewer Plant Fund	3,257,659.90	3,645,995.00	2,661,902.95	3,005,930.00	3,080,000
250-361-6110.00	NOW INTEREST	12,666.48	9,864.67	1,142.78	1,050.00	1,000
250-361-6127.00	PFM SEWER PLANT (prev vibrant)	2,669.44	11,014.04	2,429.35	3,140.00	2,500
250-396-6391.00	TRANSFER FROM	14,501.72	.00	.00	45,000.00	95,000
250-396-9610.00	MISC REV	.00	.00	13,222.05	.00	.00
Total Revenue:		3,465,037.00	3,813,368.52	3,004,118.81	3,373,575.00	3,303,720
OPERATION & EXPENSES						
250-4500-477.0	DEP EXP	335,048.40	340,998.73	.00	.00	.00
Total OPERATION & EXPENSES:		335,048.40	340,998.73	.00	.00	.00
BOND & INTEREST SEWER						
250-4534-476.3	AMORTIZATION	3,598.39-	2,996.14-	.00	.00	.00
Total BOND & INTEREST SEWER:		3,598.39-	2,996.14-	.00	.00	.00
SEWERAGE PUMP						
250-4549-110.1	SALARIES-SEW.PUMP.	911,159.80	893,274.12	901,881.77	946,995.00	907,920
250-4549-110.2	SALARIES - INTERN	.00	1,000.00	.00	.00	.00
250-4549-110.3	SALARIES - OVERTIME	59,380.55	72,928.72	65,787.15	65,000.00	75,000
250-4549-209.0	RISK MNGMNT CHARGEBACKS	.00	.00	27,680.00	27,680.00	23,485
250-4549-210.0	HEALTH INSURANCE	132,504.00	178,258.80	158,534.52	158,535.00	167,430
250-4549-220.0	SOCIAL SECURITY EXP DUE TO SS	78,720.00	78,705.00	77,415.00	77,415.00	75,195
250-4549-220.2	IMRF EXPENSES DUE TO IMRF	227,214.00	197,325.00	94,725.00	94,725.00	85,555
250-4549-231.0	RET./DIS.HEALTH & H.INSURANCE	324,443.00-	129,133.84	148,829.28	148,830.00	157,325
250-4549-290.0	WORK GARMENTS	23,054.62	27,010.33	21,634.43	23,000.00	25,000
250-4549-300.2	PROFESSIONAL SERVICES	18,984.36	22,287.45	18,458.93	25,000.00	55,000
250-4549-300.6	AUDIT FEES	.00	4,518.18	2,501.41	4,100.00	3,750
250-4549-336.0	IT CHARGEBACK	.00	.00	15,180.00	15,180.00	14,960
250-4549-411.0	UTILITIES	254,834.89	261,444.72	273,061.65	260,000.00	270,000
250-4549-420.0	LAUNDRY/CLEANING SUPPLIES	421.82	600.83	513.96	2,000.00	2,000
250-4549-421.0	MONTHLY REFUSE COLLECTION FEE	762.08	900.64	775.02	1,000.00	1,000
250-4549-430.0	EQUIPMENT REPAIRS	112,397.99	203,415.62	148,544.69	155,000.00	150,000
250-4549-431.1	EQUIPMENT MAINT./CONTRACT	26,038.45	27,687.99	29,909.67	35,000.00	40,000
250-4549-431.2	EQUIPMENT MAINTENANCE	51,973.47	64,282.29	40,494.17	50,000.00	50,000
250-4549-431.4	Data Processing Maintenance	702.86	395.99	430.83	1,500.00	1,500
250-4549-431.5	OFFICE FURN/EQUIP.	1,552.67	.00	389.95	1,500.00	1,500
250-4549-432.4	LANDFILL FEES	43,270.23	40,860.35	33,116.03	46,500.00	46,500
250-4549-432.5	LIFT STATION OPERATION	14,501.72	36,255.60	22,613.36	25,000.00	25,000

Formatted Account Number	Account Title	2018 Actual	2019 Actual	2020 YTD	2020 Budget	2021 Budget
250-4549-480.1	STATE OF ILLINOIS CHARGES	50,131.18	50,060.00	50,000.00	51,000.00	51,000
250-4549-501.0	MEETINGS	285.05	282.05	171.93	500.00	1,500
250-4549-502.3	TRAINING	3,668.80	8,749.78	56.59	3,000.00	10,000
250-4549-520.1	PROPERTY INSURANCE	21,525.00	21,525.00	.00	.00	.00
250-4549-530.0	TELEPHONE	7,447.70	6,794.70	440.00	500.00	500
250-4549-540.0	ADVERTISING	.00	.00	.00	500.00	500
250-4549-610.0	GENERAL SUPPLIES	4,885.78	8,481.36	6,290.51	6,000.00	6,000
250-4549-612.0	POSTAGE	709.20	293.80	157.14	200.00	800
250-4549-614.0	LAB SUPPLIES	10,178.65	8,071.19	6,125.26	8,000.00	11,000
250-4549-615.3	CHLORINE	.00	.00	.00	500.00	500
250-4549-615.8	POLYMER	13,248.00	16,663.50	19,044.00	25,000.00	40,000
250-4549-617.0	OTHER CHEMICALS	48,704.09	49,801.62	49,136.06	48,000.00	48,000
250-4549-617.1	PRETREATMENT PROGRAM	14,655.19	7,584.29	5,851.10	20,000.00	20,000
250-4549-620.6	FUEL AND LUBRICANTS	1,642.34	7,422.26	5,363.92	11,000.00	12,000
250-4549-640.0	DUES & SUBSCRIPTIONS	197.00	296.77	82.50	1,000.00	1,000
250-4549-731.0	FACILITY MAINTENANCE	32,499.83	49,779.16	31,500.79	35,000.00	35,000
250-4549-740.1	EQUIPMENT GENERAL	12,995.17	33,767.58	28,078.86	40,000.00	40,000
250-4549-740.2	DATA PROCESSING EQUIPMENT	4,237.52	3,363.76	45.04	2,000.00	8,000
250-4549-740.3	LAB EQUIPMENT	.00	4,901.97	1,486.94	3,000.00	10,000
250-4549-741.0	TOOLS AND TOOL REPAIRS	10,272.20	18,147.54	14,006.71	12,000.00	12,000
250-4549-743.0	CAPITAL PURCHASES	11,607.76	86,647.76	383,358.26	385,000.00	300,000
250-4549-743.1	MOTOR POOL OPERATIONS	39,860.00	40,085.00	39,685.00	39,685.00	39,685
250-4549-800.0	CONTINGENCY	.00	.00	.00	500.00	500
250-4549-801.1	SAFETY GEAR	11,605.91	15,673.42	13,309.91	12,000.00	12,000
Total SEWERAGE PUMP:		1,933,386.88	2,678,677.98	2,736,667.34	2,868,345.00	2,838,105
DEBT SERVICES						
250-4700-471.1	BOND PAYMENTS PRINCIPAL	.00	.00	148,983.00	463,440.00	152,730
250-4700-472.0	BOND PAYMENTS INTEREST	67,119.19	62,963.61	60,314.23	114,460.00	55,295
250-4700-473.1	LOAN INTEREST	61,566.72	57,716.79	54,146.15	62,000.00	50,205
250-4700-473.2	LOAN PRINCIPAL	.00	.00	314,455.05	.00	318,400
250-4700-496.0	BANK FEES	296.85	296.85	296.85	300.00	300
Total DEBT SERVICES:		128,982.76	120,977.25	578,195.28	640,200.00	576,930
Total Expenditure:		2,393,819.65	3,137,657.82	3,314,862.62	3,508,545.00	3,415,035
Net Total SEWER PLANT FUND:		1,071,217.35	675,710.70	310,743.81-	134,970.00-	(111,315)

Formatted Account Number	Account Title	2018 Actual	2019 Actual	2020 YTD	2020 Budget	2021 Budget
SEWER FUND						
270-330-3815.00	FEMA FLOOD REIMB	.00	.00	45,747.05	45,800.00	<u>.00</u>
270-330-4531.30	PRETREATMENT LAB FEES	9,099.09	5,123.83	8,549.88	8,000.00	<u>8,000</u>
270-340-4402.31	DRAINAGE BILLING FEES	250.00	.00	.00	.00	<u>.00</u>
270-340-4410.30	SEWER USAGE	2,749,614.79	2,535,704.32	2,173,113.12	2,383,500.00	<u>2,376,000</u>
270-340-4411.30	MOLINE SEWER RENT	27,489.82	19,768.91	28,115.60	24,000.00	<u>21,120</u>
270-340-4412.30	SEWER BILLING CHARGES	216,281.38	228,653.12	190,866.79	205,785.00	<u>188,320</u>
270-340-4413.30	PENALTIES-S.	71,042.54	64,175.62	35,060.32	30,000.00	<u>33,440</u>
270-340-4440.31	DRAINAGE	.00	4.28-	.00	.00	<u>.00</u>
270-340-4441.31	CULVERT COSTS	800.00	940.00	620.00	620.00	<u>.00</u>
270-355-5510.00	SPECIAL ASSESMENTS	183.21-	110.24	3,524.73	3,730.00	<u>3,000</u>
270-361-6110.30	INTEREST ON NOW ACCT.-S	9,663.85	9,036.73	740.03	525.00	<u>500</u>
270-396-3910.00	TRANS.FROM MISC. FUNDS	76,690.00	615,556.76	.00	76,690.00	<u>76,045</u>
270-396-9610.30	MISCELLANEOUS REVENUE-S.	.00	.00	2,388.15	.00	<u>.00</u>
Total Revenue:		<u>3,160,748.26</u>	<u>3,479,065.25</u>	<u>2,488,725.67</u>	<u>2,778,650.00</u>	<u>2,706,425</u>
OPERATION & EXP						
270-4500-477.0	DEP EXP	623,298.68	615,852.44	.00	.00	<u>.00</u>
Total OPERATION & EXP:		<u>623,298.68</u>	<u>615,852.44</u>	<u>.00</u>	<u>.00</u>	<u>.00</u>
ENGINEERING						
270-4513-110.1	SALARIES-SEWER ENGINEERING	137,463.60	166,038.81	169,522.54	176,530.00	<u>152,155</u>
270-4513-110.2	ENGINEER INTERN	3,954.44	.00	.00	.00	<u>.00</u>
270-4513-209.0	RISK MNGMNT CHARGEBACKS	.00	.00	3,875.00	3,875.00	<u>2,970</u>
270-4513-210.0	HEALTH INSURANCE	17,208.00	11,982.00	16,532.40	16,530.00	<u>13,980</u>
270-4513-220.0	SOCIAL SECURITY EXP DUE TO SS	11,895.00	12,015.00	13,330.00	13,330.00	<u>11,475</u>
270-4513-220.2	IMRF EXPENSES DUE TO IMRF	16,080.00	9,785.00	16,525.00	16,525.00	<u>13,160</u>
270-4513-300.2	PROFESSIONAL SERVICES	5,340.00	13,215.37	.00	2,000.00	<u>.00</u>
270-4513-336.0	IT CHARGEBACK	.00	.00	2,685.00	2,685.00	<u>2,670</u>
270-4513-431.1	CONTRACT/MAINTENANCE AGREEM	12,776.25	3,697.95	2,100.00	5,500.00	<u>5,500</u>
270-4513-431.4	Data Processing Maintenance	.00	.00	.00	1,500.00	<u>1,500</u>
270-4513-502.3	TRAINING	652.47	99.00	.00	1,500.00	<u>1,500</u>
270-4513-530.0	TELEPHONE	280.00	860.10	920.00	1,500.00	<u>1,500</u>
270-4513-540.0	ADVERTISING	212.82	.00	.00	200.00	<u>200</u>
270-4513-550.0	PRINTING	56.97	500.00	.00	1,000.00	<u>1,000</u>
270-4513-600.4	OFFICE SUPPLIES	195.68	689.66	.00	700.00	<u>700</u>
270-4513-740.1	GENERAL EQUIPMENT	2,272.97	1,727.90	.00	2,000.00	<u>2,000</u>
270-4513-743.1	MOTOR POOL OPERATIONS	6,025.00	6,140.00	6,080.00	6,080.00	<u>6,080</u>
Total ENGINEERING:		<u>214,413.20</u>	<u>226,750.79</u>	<u>231,569.94</u>	<u>251,455.00</u>	<u>216,390</u>
B&I SEWER						
270-4534-473.3	INTEREST PAYMENTS	173,200.06	157,930.75	148,484.74	148,485.00	<u>130,465</u>

Formatted Account Number	Account Title	2018 Actual	2019 Actual	2020 YTD	2020 Budget	2021 Budget
270-4534-475.0	BOND PAYMENTS	.00	.00	527,421.00	527,420.00	542,870
270-4534-476.3	AMORTIZATION	4,337.05-	3,656.02-	.00	.00	.00
270-4534-496.0	BANK FEES	399.75	399.75	399.75	400.00	400
Total B&I SEWER:		169,262.76	154,674.48	676,305.49	676,305.00	673,735
SEWER CAP IMPR						
270-4547-259.0	SEWER IMPROVEMENTS	.00	.00	.00	350,000.00	300,000
270-4547-300.2	PROFESSIONAL SERVICES	94,794.84	32,420.00	1,849.50	24,000.00	24,000
270-4547-452.0	CONSTRUCTION	22,724.89	112,465.50	109,253.82	125,000.00	621,000
270-4547-455.5	MANHOLE REPAIRS	23,344.75	42,301.09	.00	.00	75,000
270-4547-800.0	CONTINGENCIES	1,298.77	1,680.00	1,800.00	25,000.00	25,000
Total SEWER CAP IMPR:		142,163.25	188,866.59	112,903.32	524,000.00	1,045,000
FINANCE ADMIN						
270-4548-110.1	SALARIES-SEW.ADM.	203,653.68	211,319.32	189,442.59	201,535.00	198,370
270-4548-209.0	RISK MNGMNT CHARGEBACKS	.00	.00	4,365.00	4,365.00	3,915
270-4548-210.0	HEALTH INSURANCE	39,756.00	37,669.44	33,374.64	33,375.00	31,715
270-4548-220.0	SOCIAL SECURITY EXP DUE TO SS	15,160.00	15,420.00	14,665.00	14,665.00	14,850
270-4548-220.2	IMRF EXPENSES DUE TO IMRF	20,490.00	12,435.00	18,395.00	18,395.00	17,160
270-4548-231.0	RET/DISABLED HEALTH INSURANCE	121,905.79-	36,520.80	33,582.96	33,585.00	35,510
270-4548-300.2	PROFESSIONAL SERVICES	3,000.00	.00	.00	250.00	500
270-4548-300.6	AUDIT FEES	5,000.00	3,672.18	2,033.04	2,035.00	3,050
270-4548-336.0	IT CHARGEBACK	.00	.00	7,420.00	7,420.00	7,845
270-4548-431.3	DATA PROCESSING SUPPORT	4,282.61	4,493.92	2,637.68	3,700.00	2,700
270-4548-431.4	DATA PROCESSING MAINTENANCE	2,638.00	288.00	.00	.00	.00
270-4548-431.5	OFFICE FURNITURE & EQUIPMENT	1,277.31	.00	.00	.00	.00
270-4548-496.1	MC/VISA FEES	21,698.11	20,665.31	17,717.87	19,000.00	22,500
270-4548-496.2	MC/VISA ONLINE (xprssbillpay)	9,564.29	10,994.88	10,484.29	10,000.00	10,000
270-4548-502.3	TRAINING	50.49-	.00	30.00	250.00	750
270-4548-530.0	TELEPHONE	1,275.45	1,317.22	.00	.00	.00
270-4548-600.4	OFFICE SUPPLIES	4,442.00	6,556.61	1,402.78	1,000.00	1,000
270-4548-612.0	POSTAGE	17,650.16	21,538.98	21,132.98	20,450.00	17,500
270-4548-613.0	PRINTED SUPPLIES	3,055.04	1,129.60	.00	250.00	500
270-4548-740.2	DATA PROCESSING EQUIPMENT	3,869.55	.00	.00	.00	.00
Total FINANCE ADMIN:		234,855.92	384,021.26	356,683.83	370,275.00	367,865
SEWERAGE COLLECTION						
270-4550-110.1	SALARIES-SEW.COLL.	269,379.32	358,939.84	257,205.70	345,150.00	212,960
270-4550-110.3	SALARIES - OVERTIME	12,455.78	33,379.10	9,380.21	22,000.00	22,000
270-4550-209.0	RISK MNGMNT CHARGEBACKS	.00	.00	17,030.00	17,030.00	12,775
270-4550-210.0	HEALTH INSURANCE	39,060.00	38,063.40	28,342.80	28,345.00	37,080
270-4550-220.0	SOCIAL SECURITY EXP DUE TO SS	21,080.00	21,460.00	30,610.00	30,610.00	18,365
270-4550-220.2	IMRF EXPENSES DUE TO IMRF	107,303.00	123,823.00	34,365.00	34,365.00	20,480

Formatted Account Number	Account Title	2018 Actual	2019 Actual	2020 YTD	2020 Budget	2021 Budget
270-4550-231.0	RET./DIS.HEALTH & H.INSURANCE	278,263.21-	710,979.80	69,537.48	69,535.00	88,005
270-4550-290.0	WORK GARMENTS	1,234.50	1,486.74	1,276.15	1,600.00	1,600
270-4550-300.2	PROFESSIONAL SERVICES	10,955.95	6,459.25	4,683.00	5,000.00	12,000
270-4550-300.3	GIS SYSTEM - PROFESSIONAL	1,413.80	1,757.96	500.82	1,000.00	5,000
270-4550-336.0	IT CHARGEBACK	.00	.00	1,280.00	1,280.00	1,345
270-4550-411.0	UTILITIES	1,395.87	1,456.57	1,456.92	2,000.00	2,000
270-4550-420.0	LAUNDRY & CLEAING SUPPLIES	3.00	.00	.00	.00	.00
270-4550-430.0	EQUIPMENT REPAIRS	5,360.01	1,794.60	.00	500.00	1,500
270-4550-431.7	CONTRACT\COMMUNICATIONS	1,269.23	1,824.22	1,399.92	1,500.00	3,500
270-4550-480.2	MOLINE SEWER FEE	268,938.44	327,847.70	268,043.58	275,000.00	275,000
270-4550-502.3	TRAINING	813.74	1,058.71	.00	1,000.00	1,000
270-4550-610.0	GENERAL SUPPLIES	162.20	1,920.75	242.92	1,300.00	1,300
270-4550-610.1	MATERIALS GENERAL	2,782.41	7,759.64	4,007.43	6,500.00	12,000
270-4550-611.0	TOWELS AND RUGS	2,311.73	2,675.36	2,539.41	1,800.00	1,800
270-4550-730.0	FACILITY IMPROVEMENTS	392.80	.00	.00	500.00	2,500
270-4550-731.0	FACILITY MAINTENANCE	4,600.33	2,018.46	4,443.68	5,000.00	5,000
270-4550-740.1	EQUIPMENT GENERAL	.00	498.49	.00	1,100.00	1,100
270-4550-741.0	TOOLS AND TOOL REPAIRS	.00	518.80	675.44	2,500.00	2,500
270-4550-741.1	WATER METERS	1,129.60	4,410.46	.00	4,500.00	10,000
270-4550-743.0	CAPITAL PURCHASES	.00	.00	70,562.30	70,565.00	.00
270-4550-743.1	MOTOR POOL OPERATIONS	65,720.00	65,945.00	65,285.00	65,285.00	65,285
270-4550-801.1	SAFETY GEAR	594.14	308.58	479.13	1,200.00	1,200
Total SEWERAGE COLLECTION:		540,092.64	1,716,386.43	873,346.89	996,165.00	817,295
TRANSFERS						
270-4900-491.0	TRANSFER TO OTHER FUNDS	21,501.72	.00	.00	.00	.00
Total TRANSFERS:		21,501.72	.00	.00	.00	.00
Total Expenditure:		1,945,588.17	3,286,551.99	2,250,809.47	2,818,200.00	3,120,285
Net Total SEWER FUND:		1,215,160.09	192,513.26	237,916.20	39,550.00-	(413,860)

Formatted Account Number	Account Title	2018 Actual	2019 Actual	2020 YTD	2020 Budget	2021 Budget
DRAINAGE						
320-320-4011.00	GRADING DRAINAGE PERMIT FEES	650.00	1,250.00	1,075.90	1,000.00	1,000
320-330-3815.00	FEMA FLOOD REIMB	.00	.00	10,469.31	10,500.00	.00
320-340-4402.00	DRAINAGE BILLING FEES	890,089.59	844,869.54	720,273.32	792,500.00	800,000
320-340-4413.00	PENALTIES	16,304.94	14,379.18	6,345.81	6,000.00	13,500
320-396-3910.00	TRANSFER FROM MISC FUNDS	.00	57,503.83	.00	.00	.00
320-396-9310.00	MISC REVENUE	.00	1,319,006.00	160.00	.00	.00
Total Revenue:		907,044.53	2,237,008.55	738,324.34	810,000.00	814,500
OPERATION & EXPENSES						
320-4500-110.1	SALARIES DRAINAGE	208,193.08	159,330.21	160,249.48	160,825.00	202,895
320-4500-110.3	SALARIES - OVERTIME	15,574.09	28,914.65	11,458.98	22,000.00	22,000
320-4500-209.0	RISK MNGMNT CHARGEBACKS	.00	.00	12,440.00	12,440.00	10,130
320-4500-210.0	HEALTH INSURANCE	52,944.00	46,722.00	42,984.24	42,985.00	34,950
320-4500-220.0	SOCIAL SECURITY EXP TO SS	21,815.00	20,045.00	13,815.00	13,815.00	17,430
320-4500-220.2	IMRF EXPENSES TO IMRF	57,905.00	42,216.00	17,115.00	17,115.00	19,610
320-4500-231.0	RET/DIS HEALTH INSURANCE	.00	188,217.00-	.00	.00	.00
320-4500-234.0	OPEB EXP	121,224.00	.00	.00	.00	.00
320-4500-290.0	WORK GARMENTS	1,234.50	1,641.70	1,276.15	1,550.00	1,550
320-4500-296.0	DIKE MAINTENANCE	2,643.36	14,632.50	8,411.15	15,000.00	15,000
320-4500-296.1	FLOOD EXPENSE	.00	1,793.56	.00	.00	2,500
320-4500-296.3	SITE (LEVEE) CLEAN UP	2,284.00	.00	.00	.00	2,100
320-4500-300.2	PROFESSIONAL SERVICES	6,638.86	2,557.50	26,275.50	39,755.00	5,245
320-4500-300.3	GIS SYSTEM - PROFESSIONAL	.00	7,221.66	1,800.00	2,500.00	7,760
320-4500-300.6	AUDIT FEES	.00	1,899.74	1,051.76	1,725.00	1,580
320-4500-336.0	IT CHARGEBACK	.00	.00	2,655.00	2,655.00	2,645
320-4500-411.0	UTILITIES	33,634.00	50,956.37	27,508.62	30,000.00	30,000
320-4500-431.7	CONTRACT/COMMUNICATIONS	395.85	661.50	661.50	700.00	700
320-4500-452.0	CONSTRUCTION	54,131.39	50,235.08	68,219.67	70,000.00	583,000
320-4500-477.0	DEPRECIATION EXP	229,992.57	256,312.18	.00	.00	.00
320-4500-480.1	STATE OF ILL CHARGES	1,000.00	1,000.00	1,000.00	.00	.00
320-4500-485.0	PROPERTY TAX EXP	.00	.00	463.40	.00	.00
320-4500-502.3	TRAINING	741.63	777.82	185.00	250.00	950
320-4500-610.0	GENERAL SUPPLIES	435.85	4,935.02	677.04	855.00	855
320-4500-610.1	MATERIALS - GENERAL	8,753.63	9,504.42	6,794.06	12,000.00	12,000
320-4500-611.0	TOWELS AND RUGS	2,311.73	2,675.36	2,539.41	2,800.00	1,500
320-4500-731.0	FACILITY MAINT	.00	.00	61.96	.00	.00
320-4500-740.6	GENERATOR MAINT - SUGAR CREEK	2,166.70	3,161.06	3,855.56	6,790.00	6,790
320-4500-741.0	TOOLS & TOOL REPAIRS	1,329.94	2,963.18	218.60	500.00	2,425
320-4500-743.0	CAPITAL PURCHASES	.00	.00	49,417.00	49,420.00	.00
320-4500-743.1	MOTOR POOL OPERATIONS	65,720.00	66,125.00	65,285.00	65,285.00	65,285
320-4500-743.5	Pumphouse Rehab	.00	.00	18,015.69	20,000.00	4,000
320-4500-800.0	CONTINGENCY	6,796.11	18,089.00	142,039.26	150,000.00	25,000
320-4500-801.1	SAFETY GEAR	308.22	811.92	850.26	875.00	875

Formatted Account Number	Account Title	2018 Actual	2019 Actual	2020 YTD	2020 Budget	2021 Budget
Total OPERATION & EXPENSES:		898,173.51	606,965.43	687,324.29	741,840.00	1,078,775
DEBT SERVICES						
320-4700-473.2	LOAN PRINCIPAL PAYMENTS	.00	.00	94,553.99	113,805.00	118,180
320-4700-473.3	INTEREST PAYMENTS LOAN	36,479.63	32,647.11	24,391.91	28,935.00	24,335
Total DEBT SERVICES:		36,479.63	32,647.11	118,945.90	142,740.00	142,515
TRANSFERS						
320-4900-491.0	TRANSFER TO OTHER FUNDS	71,868.13	.00	.00	.00	.00
Total TRANSFERS:		71,868.13	.00	.00	.00	.00
Total Expenditure:		1,006,521.27	639,612.54	806,270.19	884,580.00	1,221,290
Net Total DRAINAGE:		99,476.74-	1,597,396.01	67,945.85-	74,580.00-	(406,790)

Formatted Account Number	Account Title	2018 Actual	2019 Actual	2020 YTD	2020 Budget	2021 Budget
EM LOAN						
400-361-6110.00	INTEREST-NOW/E.MOL.LOAN	9.38	7.49	.79	5.00	.00
400-361-6112.00	IPTIP INTEREST/EM LOAN	4,577.69	5,659.58	1,583.21	2,000.00	2,000
Total Revenue:		4,587.07	5,667.07	1,584.00	2,005.00	2,000
TRANSFERS						
400-4900-300.6	AUDIT FEES	.00	18.87	10.45	15.00	.00
400-4900-801.0	BAD DEBT EXPENSE	10,000.00	.00	.00	.00	.00
Total TRANSFERS:		10,000.00	18.87	10.45	15.00	.00
Total Expenditure:		10,000.00	18.87	10.45	15.00	.00
Net Total EM LOAN:		5,412.93-	5,648.20	1,573.55	1,990.00	2,000

Formatted Account Number	Account Title	2018 Actual	2019 Actual	2020 YTD	2020 Budget	2021 Budget
HUD						
420-361-6110.00	INTEREST/NOW (HUD)	780.92	666.13	75.21	60.00	50
420-361-6112.00	IPTIP INTEREST/HUD	1,368.63	1,692.15	473.38	500.00	500
420-392-6111.07	INT INCOME	905.94	670.81	465.17	410.00	450
420-396-9610.00	MISCELLANEOUS REVENUE	42.73-	.00	42.73-	.00	.00
Total Revenue:		3,012.76	3,029.09	971.03	970.00	1,000
GENERAL GOVT						
420-4100-300.6	AUDIT FEES	.00	26.06	14.42	25.00	20
420-4100-476.1	ADMINISTRATION COSTS	.00	.00	21.00	.00	.00
420-4100-901.0	REHAB PROGRAM LOANS	13,799.93	13,799.93	.00	4,500.00	980
Total GENERAL GOVT:		13,799.93	13,825.99	35.42	4,525.00	1,000
Total Expenditure:		13,799.93	13,825.99	35.42	4,525.00	1,000
Net Total HUD:		10,787.17-	10,796.90-	935.61	3,555.00-	.00

Formatted Account Number	Account Title	2018 Actual	2019 Actual	2020 YTD	2020 Budget	2021 Budget
FIDUCIARY						
430-361-6110.00	NOW ACCOUNT INT.	83.40	45.39	119.19	75.00	50
430-361-6126.00	PFM FIDUCIARY MM INT	7,419.48	13,023.97	2,176.22	2,300.00	2,700
Total Revenue:		7,502.88	13,069.36	2,295.41	2,375.00	2,750
TRANSFERS						
430-4900-491.0	TRANSFER FROM FIDUCIARY	.00	116,150.78	.00	.00	.00
Total TRANSFERS:		.00	116,150.78	.00	.00	.00
Total Expenditure:		.00	116,150.78	.00	.00	.00
Net Total FIDUCIARY:		7,502.88	103,081.42-	2,295.41	2,375.00	2,750

Formatted Account Number	Account Title	2018 Actual	2019 Actual	2020 YTD	2020 Budget	2021 Budget
PARK						
500-300-1110.00	TAX DISTRIBUTION	187,973.43	188,618.10	183,345.33	189,090.00	192,225
500-300-3814.00	GRANTS AND REIMBURSEMENTS	1,500.00	.00	.00	.00	.00
500-330-3815.00	FEMA/FLOOD REIMB.	.00	.00	49,289.72	49,290.00	.00
500-340-3475.00	SHELTER RESERVATION FEES	6,100.00	4,600.00	1,960.00	1,820.00	750
500-340-6201.00	FLORENCE ALDRIDGE CENTER RENT	27,288.12	27,288.12	25,014.11	27,290.00	.00
500-340-9000.01	YOUTH BASEBALL/UTILITIES	162.80	.00	.00	200.00	.00
500-340-9000.02	SOCCER CLUB/UTILITIES	1,335.81	1,004.71	655.78	710.00	400
500-340-9602.00	RECREATION & CULTURE FD/CITY O	66,000.00	66,000.00	66,000.00	66,000.00	66,000
500-361-6110.00	INTEREST ON NOW ACCOUNT	17.82	.00	.00	.00	.00
500-361-6112.00	IPTIP INTEREST/PARK	52.43	.00	.00	.00	.00
500-396-3910.00	TRANS.FROM MISC. FUNDS	3,675.10	.00	.00	.00	.00
500-396-9211.00	SALE OF EQUIPMENT	10,000.00	.00	.00	.00	.00
Total Revenue:		304,105.51	287,510.93	326,264.94	334,400.00	259,375
OPERATING						
500-4401-110.1	PAYROLL-REGULAR	188,622.93	180,095.00	176,789.55	186,085.00	189,920
500-4401-110.3	PAYROLL-OVERTIME	13,814.40	35,892.87	11,670.54	22,000.00	22,000
500-4401-209.0	RISK MNGMNT CHARGEBACKS	.00	.00	10,135.00	10,135.00	8,385
500-4401-210.0	EMPLOYEES INSURANCE/BD.SHARE	20,952.00	35,663.40	32,810.28	32,810.00	48,660
500-4401-290.0	CONTRACT-WORK GARMENTS	1,838.42	2,230.08	1,530.15	1,000.00	1,000
500-4401-336.0	IT CHARGEBACK	.00	.00	590.00	590.00	520
500-4401-411.0	UTILITIES/TELEPHONE	16,609.57	15,590.69	13,795.55	12,000.00	12,000
500-4401-495.2	ANNEXATION TAX REBATES	1,747.40	1,722.44	1,687.53	1,335.00	.00
500-4401-501.0	MEETINGS	.00	.00	.00	.00	1,335
500-4401-502.3	TRAINING	701.74	666.72	30.00	150.00	1,000
500-4401-610.0	OPERATING SUPPLIES	162.90	909.44	88.13	150.00	1,000
500-4401-611.0	TOWELS/RUGS	2,311.81	2,674.80	2,538.64	1,500.00	1,500
500-4401-730.0	FACILITY IMPROVEMENTS	3,940.52	3,873.91	594.17	1,500.00	7,400
500-4401-731.0	FACILITY MAINTENANCE	12,255.44	14,026.61	3,375.00	5,000.00	20,100
500-4401-740.0	PURCHASE MECHANICAL EQUIPMEN	2,000.00	.00	66.92	150.00	4,000
500-4401-740.2	REPAIRS-EQUIPMENT	722.98	1,207.52	91.80	150.00	2,175
500-4401-743.0	CAPITAL PURCHASES	57,675.10	21,500.00	17,104.95	10,000.00	20,000
500-4401-743.1	MOTOR POOL OPERATIONS	51,190.00	51,415.00	50,900.00	50,900.00	50,900
500-4401-801.1	APPARAL - SAFETY GEAR	389.86	404.97	163.68	650.00	650
Total OPERATING:		374,935.07	367,873.45	323,961.89	336,105.00	392,545
IMPROVEMENTS						
500-4402-512.7	PLAYGROUND EQUIPMENT	.00	663.56	.00	150.00	2,700
500-4402-512.8	BUTTERWORTH PARK	3,413.12	798.13	340.60	750.00	1,500
500-4402-512.9	MITCHELL PARK	1,443.81	1,500.00	116.73	500.00	1,500
500-4402-513.0	HEREFORD PARK	502.97	618.88	.00	500.00	1,000
500-4402-513.1	RADDEN PARK	860.90	450.30	21.38	500.00	1,000

Formatted Account Number	Account Title	2018 Actual	2019 Actual	2020 YTD	2020 Budget	2021 Budget
500-4402-513.2	GARFIELD TOT LOT	.00	.00	.00	150.00	500
500-4402-513.3	LINCOLN TOT LOT	.00	33.00	.00	.00	.00
500-4402-513.4	WIMAN PARK	165.28	.00	225.00	500.00	500
500-4402-513.5	COTTAGE GROVE TOT LOT	.00	22.07	.00	.00	.00
500-4402-513.7	FIRE STATION TOT LOT	623.48	.00	.00	150.00	500
500-4402-513.8	NORTHEAST PARK	601.32	5,734.51	2,746.12	5,000.00	5,000
500-4402-513.9	OFFICER PARK	118.21	.00	.00	150.00	100
500-4402-514.0	WATERTOWN MEMORIAL PARK	.00	.00	.00	150.00	100
500-4402-514.2	EMPIRE PARK	163.60	1,385.16	52.37	150.00	2,000
500-4402-731.0	PARK BLDG. MAINT.	453.51	1,732.43	530.26	750.00	2,000
Total IMPROVEMENTS:		8,346.20	12,938.04	4,032.46	9,400.00	18,400
TRANSFERS						
500-4900-491.0	TRANS.TO CAP.IMPROVEMENT FD.	20,000.00	20,000.00	.00	.00	.00
500-4900-491.1	TFR TO GENERAL - F.A. CENTER	5,000.00	5,000.00	.00	5,000.00	.00
Total TRANSFERS:		25,000.00	25,000.00	.00	5,000.00	.00
Total Expenditure:		408,281.27	405,811.49	327,994.35	350,505.00	410,945
Net Total PARK:		104,175.76-	118,300.56-	1,729.41-	16,105.00-	(151,570)

Formatted Account Number	Account Title	2018 Actual	2019 Actual	2020 YTD	2020 Budget	2021 Budget
PARK CAP IMPR						
505-331-3814.00	GRANTS AND REIMBURSEMENTS	.00	.00	5,059.01	.00	.00
505-361-6110.00	NOW INTEREST (CAP.IMP.)	346.21	268.23	31.80	355.00	25
505-396-3910.00	TRANSFER FROM OTHER FUNDS	20,000.00	20,000.00	.00	.00	.00
Total Revenue:		20,346.21	20,268.23	5,090.81	355.00	25
REC & CULTURE						
505-4400-514.1	9TH STREET COMMON COSTS	.00	.00	2,915.50	.00	.00
Total REC & CULTURE:		.00	.00	2,915.50	.00	.00
CAPITAL EXPENDITURES						
505-4800-740.0	EQUIPMENT	15,469.00	45.00	.00	.00	.00
505-4800-743.0	CAPITAL PURCHASE	.00	14,751.56	.00	.00	.00
Total CAPITAL EXPENDITURES:		15,469.00	14,796.56	.00	.00	.00
Total Expenditure:		15,469.00	14,796.56	2,915.50	.00	.00
Net Total PARK CAP IMPR:		4,877.21	5,471.67	2,175.31	355.00	25

Formatted Account Number	Account Title	2018 Actual	2019 Actual	2020 YTD	2020 Budget	2021 Budget
ALDRIDGE CENTER						
510-340-6201.00	FLORENCE ALDRIDGE CENTER RENT	.00	.00	.00	.00	27,700
510-396-3910.00	TRANSFER FROM OTHER FUNDS	.00	5,141.23	.00	.00	.00
Total Revenue:		.00	5,141.23	.00	.00	27,700
GENERAL GOVT						
510-4100-110.1	SALARIES	.00	.00	.00	.00	700
510-4100-210.0	HEALTH INS	.00	.00	.00	.00	700
510-4100-220.2	IMRF	.00	.00	.00	.00	280
Total GENERAL GOVT:		.00	.00	.00	.00	1,680
Total Expenditure:		.00	.00	.00	.00	1,680
Net Total ALDRIDGE CENTER:		.00	5,141.23	.00	.00	26,020

Formatted Account Number	Account Title	2018 Actual	2019 Actual	2020 YTD	2020 Budget	2021 Budget
LIBRARY						
520-300-1110.00	TAX DISTRIBUTION	679,182.60	687,383.76	678,721.08	700,000.00	710,000
520-300-1120.00	ILL.ST.REPLACEMENT TAX	70,569.49	66,000.00	66,000.00	66,000.00	66,000
520-330-3800.00	VILLAGE OF HAMPTON	46,450.14	54,129.47	34,441.74	56,000.00	56,000
520-331-3809.00	PER CAPITA GRANTS	43,167.22	26,627.50	26,627.50	26,000.00	26,000
520-331-3814.00	GRANTS	.00	54.00	.00	.00	.00
520-340-3512.00	NON RESIDENT FEES	75.00	225.00	541.75	200.00	200
520-340-3513.00	FILM RENTAL	10,972.00	8,396.23	620.00	9,000.00	.00
520-340-4140.00	COPIER RECEIPTS	5,088.00	4,803.95	1,238.80	5,500.00	500
520-351-5110.00	FINES	6,829.95	8,427.05	3,813.55	9,000.00	2,000
520-361-6110.00	INTEREST ON NOW ACC'T.	881.18	477.67	65.30	.00	.00
520-361-6112.00	IPTIP INTEREST/LIBRARY	805.68	1,501.69	552.31	500.00	500
520-396-6415.00	LIB BLDG FUNDRAISER	5,031.20	3,089.45	31.00	.00	.00
520-396-9610.00	MISCELLANEOUS INCOME	4,437.61	2,374.18	3,588.28	4,000.00	2,500
Total Revenue:		863,427.67	863,489.95	816,241.31	876,200.00	863,700
REC & CULTURE						
520-4400-110.1	SALARIES-REGULAR	400,683.69	419,978.36	416,389.26	438,000.00	427,725
520-4400-209.0	RISK MGMNT CHARGEBACKS	.00	.00	8,500.00	8,500.00	3,570
520-4400-210.0	EMPLOYEES INSURANCE	150,752.50	142,218.32	134,132.47	140,000.00	155,000
520-4400-235.0	LIABILITY INSURANCE	10,000.00	5,000.00	.00	.00	.00
520-4400-250.0	UNEMPLOYMENT INSURANCE	1,000.00	500.00	.00	.00	.00
520-4400-300.8	PER CAPITA GRANTS	24,940.24	23,301.48	22,994.10	26,000.00	26,000
520-4400-336.0	IT CHARGEBACKS	.00	.00	795.00	795.00	635
520-4400-411.1	LIGHT & POWER	7,443.46	9,730.09	818.50	.00	.00
520-4400-431.5	FURNITURE	1,656.70	358.00	279.50	500.00	.00
520-4400-475.0	BONDS	1,675.00	.00	.00	.00	.00
520-4400-491.0	TRANSFER TO OTHER FUNDS	80,000.00	80,000.00	.00	80,000.00	80,000
520-4400-495.2	ANNEXATION TAX REBATES	4,748.77	4,660.16	4,591.94	4,815.00	5,100
520-4400-530.0	TELEPHONE	3,751.07	5,494.07	309.39	.00	.00
520-4400-540.1	PUBLIC RELATIONS/PROGRAMMING	6,064.90	5,994.49	6,265.46	6,500.00	6,500
520-4400-550.0	NEWSLETTER	1,023.12	2,954.00	3,710.95	4,000.00	4,500
520-4400-552.1	INTERNET ACCESS	3,479.48	3,692.90	3,400.82	3,500.00	3,600
520-4400-553.0	POSTAGE	4,940.51	4,284.59	3,373.99	4,000.00	4,000
520-4400-556.0	PERIODICALS	4,794.49	5,775.89	3,911.20	5,000.00	3,500
520-4400-557.0	ELECTRONIC RESOURCES	.00	.00	6,991.50	7,000.00	10,000
520-4400-580.3	CONFERENCES/TRAVEL	6,954.52	5,722.99	2,773.61	5,500.00	500
520-4400-610.0	SUPPLIES	15,000.00	15,708.42	14,373.19	15,000.00	15,000
520-4400-640.0	PROFESSIONAL DUES	1,045.37	1,274.99	685.00	1,500.00	1,200
520-4400-740.4	TECHNOLOGY	5,875.00	6,656.28	5,701.76	6,000.00	9,000
520-4400-860.0	MISCELLANEOUS	6,747.84	4,595.25	2,261.96	4,090.00	1,445
520-4400-902.0	LEASES	9,150.10	11,623.23	12,779.10	11,000.00	12,000

Formatted Account Number	Account Title	2018 Actual	2019 Actual	2020 YTD	2020 Budget	2021 Budget
Total REC & CULTURE:		751,726.76	759,523.51	655,038.70	771,700.00	769,275
ADULT						
520-4401-555.1	FILMS/VIDEO-ADULT	16,000.00	13,281.68	12,283.99	17,000.00	14,000
520-4401-555.2	RECORDS - ADULT	14,998.88	17,246.56	14,444.02	17,000.00	16,000
Total ADULT:		30,998.88	30,528.24	26,728.01	34,000.00	30,000
CHILDREN						
520-4402-555.1	FILMS/VIDEO - CHILDREN	3,072.96	3,205.95	1,068.60	4,000.00	4,000
520-4402-555.2	RECORDS - CHILDREN	500.00	423.52	473.71	500.00	350
520-4402-555.3	SOFTWARE/CHILDREN	800.00	764.73	966.56	1,000.00	1,300
Total CHILDREN:		4,372.96	4,394.20	2,508.87	5,500.00	5,650
ADULTS						
520-4801-555.0	BOOKS - ADULT	39,066.35	32,793.57	30,277.58	41,000.00	35,000
Total ADULTS:		39,066.35	32,793.57	30,277.58	41,000.00	35,000
CHILDREN						
520-4802-555.0	BOOKS - CHILDREN	17,454.28	18,990.65	11,077.45	18,000.00	16,000
520-4802-555.1	BOOKS-YA	4,475.51	5,533.53	2,701.86	6,000.00	5,500
Total CHILDREN:		21,929.79	24,524.18	13,779.31	24,000.00	21,500
Total Expenditure:		848,094.74	851,763.70	728,332.47	876,200.00	861,425
Net Total LIBRARY:		15,332.93	11,726.25	87,908.84	.00	2,275

Formatted Account Number	Account Title	2018 Actual	2019 Actual	2020 YTD	2020 Budget	2021 Budget
LIB CAP IMPR						
525-340-9211.00	SALE OF ASSETS/BUILDING	.00	.00	.00	.00	125,000
525-361-6110.00	NOW INTEREST	2,830.44	2,384.62	153.73	500.00	.00
525-361-6112.00	IPTIP INTEREST/LIB CAP IMP	4,886.17	6,041.09	1,689.96	2,500.00	.00
525-396-3910.52	TRANSFER FROM CAPITAL IMPROVE	80,000.00	80,000.00	.00	80,000.00	80,000
525-396-9800.00	PLANNED USE OF RESERVES	.00	.00	.00	.00	80,000
Total Revenue:		87,716.61	88,425.71	1,843.69	83,000.00	285,000
REC & CULTURE						
525-4400-300.2	PROFESSIONAL SERVICES	.00	5,681.76	146,996.67	100,000.00	100,000
525-4400-495.0	CAPITAL IMPROVEMENTS	.00	314,396.50	7,241.00	783,000.00	185,000
Total REC & CULTURE:		.00	320,078.26	154,237.67	883,000.00	285,000
Total Expenditure:		.00	320,078.26	154,237.67	883,000.00	285,000
Net Total LIB CAP IMPR:		87,716.61	231,652.55-	152,393.98-	800,000.00-	.00

Formatted Account Number	Account Title	2018 Actual	2019 Actual	2020 YTD	2020 Budget	2021 Budget
LIBRARY FOUNDATION						
530-340-6400.00	CONTRIBUTIONS/ENDOWMENT FD.	92,974.01	1,146,441.91	.00	.00	.00
530-361-6110.00	INTEREST ON NOW ACCT.	636.96	.00	.00	.00	.00
530-361-6122.00	MONEY MARKET INTEREST	22,958.27-	21,905.71	.00	.00	.00
530-396-9211.00	UNREALIZED GAIN	.00	101,560.31	.00	.00	.00
Total Revenue:		70,652.70	1,269,907.93	.00	.00	.00
REC & CULTURE						
530-4400-860.0	MISCELLANEOUS EXPENSE	117,860.36	169,030.64	.00	.00	.00
Total REC & CULTURE:		117,860.36	169,030.64	.00	.00	.00
Total Expenditure:		117,860.36	169,030.64	.00	.00	.00
Net Total LIBRARY FOUNDATION:		47,207.66-	1,100,877.29	.00	.00	.00

Formatted Account Number	Account Title	2018 Actual	2019 Actual	2020 YTD	2020 Budget	2021 Budget
LIBRARY BUILDING AND MAINT						
535-300-1110.00	TAX DIST - LIB BLDG & MAINT	53,723.47	54,990.70	54,319.59	56,000.00	56,500
Total Revenue:		53,723.47	54,990.70	54,319.59	56,000.00	56,500
REC AND CULTURE						
535-4400-255.0	REPAIRS	27,404.62	36,129.54	28,469.66	28,000.00	28,000
535-4400-411.0	FUEL/NATURAL GAS UTILITIES	2,861.44	3,227.71	2,594.79	9,915.00	10,300
535-4400-411.1	LIGHT & POWER	.00	.00	7,303.97	11,000.00	11,000
535-4400-411.2	WATER/SEWER UTILITIES	1,089.09	1,082.27	715.49	1,200.00	1,200
535-4400-411.3	TELEPHONE	.00	.00	3,682.77	5,500.00	6,000
535-4400-495.2	ANNEXATION TAX REBATES	380.79	373.85	365.11	385.00	.00
Total REC AND CULTURE:		31,735.94	40,813.37	43,131.79	56,000.00	56,500
Total Expenditure:		31,735.94	40,813.37	43,131.79	56,000.00	56,500
Net Total LIBRARY BUILDING AND MAINT:		21,987.53	14,177.33	11,187.80	.00	.00

Formatted Account Number	Account Title	2018 Actual	2019 Actual	2020 YTD	2020 Budget	2021 Budget
POOL						
540-330-9602.00	REC & CULTURE FUND/CITY OF E.M	95,000.00	95,000.00	95,000.00	95,000.00	95,000
540-340-3472.00	SPECIAL POOL RENTALS	19,490.98	19,968.00	7,106.00	7,805.00	16,000
540-340-3473.00	ADMISSIONS	11,463.00	7,628.00	3,750.00	3,920.00	6,000
540-340-3473.01	USA SWIM MEET	15,434.37	15,427.06	2,422.00	3,000.00	12,000
540-340-3474.00	CONCESSIONS	6,472.93	5,875.66	1,403.75	1,400.00	2,500
540-340-3476.00	YEARLY MEMBERSHIPS	24,603.50	16,213.00	7,685.23	4,200.00	12,000
540-340-3477.00	SUMMER MEMBERSHIPS	3,885.00	10,355.00	10,914.25	11,000.00	6,000
540-340-3478.00	SWIMMING LESSONS	31,426.00	24,552.00	5,183.40	4,700.00	18,000
540-340-3814.00	REIMBURSEMENTS	.00	.00	235.00	235.00	.00
540-340-9603.00	UNITED TOWNSHIP HIGH SCHOOL	95,000.00	95,000.00	79,166.76	95,000.00	95,000
540-340-9610.00	MISCELLANEOUS INCOME	.00	81.00	1,281.32	810.00	.00
540-340-9700.00	SWIM MEET INCOME (TBK)	18,368.90	59,950.24	1,572.82	1,560.00	15,000
540-361-6110.00	INTEREST ON NOW ACCOUNT	593.51	423.69	53.85	45.00	.00
540-396-3915.00	SWIM CLUB CC INCOME	612.50	841.00	1,507.54	.00	.00
Total Revenue:		322,350.69	351,314.65	214,266.84	228,675.00	277,500
ADMIN						
540-4401-110.1	SALARIES (MGR.)	46,988.15	45,995.53	41,976.40	42,000.00	45,010
540-4401-209.0	RISK MGMNT CHARGEBACKS	.00	.00	6,145.00	6,145.00	5,660
540-4401-476.1	ADMINISTRATIVE COSTS	2,268.40	1,790.00	1,200.00	1,200.00	1,500
540-4401-540.0	ADVERTISING	3,392.61	2,882.74	.00	300.00	1,500
540-4401-610.0	SUPPLIES	1,670.80	1,777.21	39.99	150.00	2,500
Total ADMIN:		54,319.96	52,445.48	49,361.39	49,795.00	56,170
OPERATING						
540-4402-111.0	SALARIES (GUARDING)	39,432.40	35,012.14	16,638.86	17,500.00	33,000
540-4402-111.1	SALARIES (SWIMMING LESSONS)	18,195.03	13,541.82	4,153.97	4,300.00	12,000
540-4402-111.2	SALARIES (USA)	9,351.90	9,333.96	3,058.96	2,000.00	7,000
540-4402-111.7	SALARIES - PRIVATE LESSONS	22.50	.00	.00	.00	.00
540-4402-431.1	CONTRACT SERVICES	4.45	.00	.00	.00	.00
540-4402-496.1	SERVICE CHARGES	.00	.00	732.18	570.00	.00
540-4402-580.3	TRAVEL	3,645.02	4,745.22	1,744.00	1,745.00	2,000
540-4402-610.0	SUPPLIES	12,868.37	6,482.19	4,006.17	3,800.00	6,000
540-4402-620.0	POOL RENTAL EXPENSES	1,024.54	3,097.65	419.69	400.00	1,000
540-4402-900.0	SWIM MEET EXPENSE (TBK)	18,032.78	47,848.61	81.98	.00	10,000
540-4402-950.0	SWIM MEET EXP (REIMBURSABLE)	.00	.00	650.54	.00	.00
Total OPERATING:		102,576.99	120,061.59	31,486.35	30,315.00	71,000
CUSTODIAL						
540-4403-255.0	REPAIRS & REPAIR PARTS	18,261.74	27,608.49	13,122.24	10,000.00	24,500
540-4403-411.0	UTILITIES-GAS	19,394.37	20,260.69	13,770.69	14,500.00	19,000

Formatted Account Number	Account Title	2018 Actual	2019 Actual	2020 YTD	2020 Budget	2021 Budget
540-4403-411.1	UTILITIES-ELECTRICITY	47,631.28	24,968.28	21,700.43	22,000.00	25,000
540-4403-411.2	UTILITIES-WATER/SEWER	13,656.60	14,690.01	13,408.19	13,000.00	13,000
540-4403-431.1	CONTRACT SERVICES	2,932.04	.00	852.50	855.00	.00
540-4403-530.0	TELEPHONE	.00	.00	200.00	180.00	480
540-4403-617.0	CHEMICALS	10,702.23	4,552.01	4,990.02	4,700.00	7,500
540-4403-731.0	CUSTODIAL/MAINTENANCE (U.T.H.S	19,764.62	30,541.49	28,946.44	25,000.00	30,000
540-4403-743.0	CAPITAL PURCHASE	.00	.00	13,935.00	.00	10,000
Total CUSTODIAL:		132,342.88	122,620.97	110,925.51	90,235.00	129,480
MISC						
540-4405-210.0	HEALTH INSURANCE	.00	.00	3,405.30	2,400.00	1,680
540-4405-235.0	INSURANCE PREMIUMS-WORKMEN'S	6,036.32	4,484.41	.00	.00	.00
Total MISC:		6,036.32	4,484.41	3,405.30	2,400.00	1,680
OTHER						
540-4406-258.2	ADD'L. EQUIPMENT	9,448.24	17,905.14	4,841.91	12,000.00	10,000
540-4406-495.0	POOL CAP IMPROVMENT EXPENSE	.00	2,450.43	.00	.00	.00
540-4406-515.4	U.S.S. SWIM COSTS	7,326.85	5,900.77	2,103.21	10,000.00	6,000
540-4406-522.3	CONCESSION PURCHASES	5,780.57	4,650.76	1,424.59	6,000.00	2,000
540-4406-800.0	CONTINGENCIES	140.10	.00	23.00	.00	.00
Total OTHER:		22,695.76	30,907.10	8,392.71	28,000.00	18,000
TRANSFERS						
540-4900-495.3	SWIM CLUB REIMB CC INCOME	1,663.23	863.00	.00	1,000.00	1,000
Total TRANSFERS:		1,663.23	863.00	.00	1,000.00	1,000
Total Expenditure:		319,635.14	331,382.55	203,571.26	201,745.00	277,330
Net Total POOL:		2,715.55	19,932.10	10,695.58	26,930.00	170

Formatted Account Number	Account Title	2018 Actual	2019 Actual	2020 YTD	2020 Budget	2021 Budget
SWIM MEET ENTRY FEES						
545-361-6110.00	NOW INTEREST	15.39	10.72	4.00	.00	.00
545-396-6400.00	CONTRIBUTED CAPITAL	.00	.00	16,745.84	.00	.00
Total Revenue:		15.39	10.72	16,749.84	.00	.00
CAPITAL EXP						
545-4800-491.0	TRANSFER TO	.00	3,101.83	.00	.00	.00
Total CAPITAL EXP:		.00	3,101.83	.00	.00	.00
Total Expenditure:		.00	3,101.83	.00	.00	.00
Net Total SWIM MEET ENTRY FEES:		15.39	3,091.11-	16,749.84	.00	.00

Formatted Account Number	Account Title	2018 Actual	2019 Actual	2020 YTD	2020 Budget	2021 Budget
MUN POOL BOND						
550-361-6110.00	NOW INTEREST	14.77	11.85	1.24	.00	.00
Total Revenue:		14.77	11.85	1.24	.00	.00
Net Total MUN POOL BOND:		14.77	11.85	1.24	.00	.00

Formatted Account Number	Account Title	2018 Actual	2019 Actual	2020 YTD	2020 Budget	2021 Budget
REC						
560-331-3814.00	GRANTS AND REIMB	.00	.00	50,000.00	50,000.00	.00
560-340-3473.00	LEAGUE FEES	8,795.00	2,000.00	.00	.00	2,000
560-340-3474.00	CONCESSION FEES	73,434.26	86,982.25	27,949.00	27,140.00	30,000
560-340-3475.00	FIELD RENTAL FEES	11,870.00	19,065.00	10,515.00	8,580.00	10,000
560-340-3823.00	INCENTIVE PROCEEDS	3,500.00	3,500.00	.00	.00	.00
560-340-9610.00	MISCELLANEOUS REVENUE	250.00	250.00	37.29	5.00	.00
Total Revenue:		97,849.26	111,797.25	88,501.29	85,725.00	42,000
REC & CULTURE						
560-4400-110.0	ADM.SALARIES EXPENSE	8,460.00	14,052.50	7,366.50	8,000.00	17,500
560-4400-120.0	PART TIME WORKERS	44,323.25	20,913.88	7,134.92	7,700.00	30,000
560-4400-300.8	GRANT EXPENSES	.00	.00	50,000.00	50,000.00	.00
560-4400-522.3	CONCESSION EXP	19,644.97	42,082.81	13,246.92	13,200.00	30,000
560-4400-610.0	GENERAL SUPPLIES	18,733.88	2,221.68	1,443.72	1,450.00	8,000
560-4400-640.0	DUES	140.00	100.00	.00	200.00	.00
560-4400-730.0	FACILITY IMPROVEMENTS	20,581.67	3,185.49	2,195.28	17,000.00	20,000
560-4400-740.0	EQUIPMENT	11,837.17	5,930.58	2,771.93	2,775.00	7,000
560-4400-743.0	CAPITAL OUTLAY	8,469.18	.00	.00	.00	.00
Total REC & CULTURE:		132,190.12	88,486.94	84,159.27	100,325.00	112,500
Total Expenditure:		132,190.12	88,486.94	84,159.27	100,325.00	112,500
Net Total REC:		34,340.86-	23,310.31	4,342.02	14,600.00-	(70,500)

Formatted Account Number	Account Title	2018 Actual	2019 Actual	2020 YTD	2020 Budget	2021 Budget
RUNNERS PARK						
GENERAL GOVERNMENT						
570-4100-411.0	UTILITIES	.00	.00	276.12	250.00	.00
Total GENERAL GOVERNMENT:		.00	.00	276.12	250.00	.00
Total Expenditure:		.00	.00	276.12	250.00	.00
Net Total RUNNERS PARK:		.00	.00	276.12-	250.00-	.00

Formatted Account Number	Account Title	2018 Actual	2019 Actual	2020 YTD	2020 Budget	2021 Budget
PAYROLL						
600-396-3910.00	TRANSFER FROM MISC. FUNDS.	.00	.00	409.76	.00	.00
Total Revenue:		.00	.00	409.76	.00	.00
Net Total PAYROLL:		.00	.00	409.76	.00	.00

Formatted Account Number	Account Title	2018 Actual	2019 Actual	2020 YTD	2020 Budget	2021 Budget
H & H AUTO						
910-340-6425.01	OTHER CITY DEPT. CONTRIBUTIONS	2,481,075.32	3,442,549.15	2,962,715.48	3,157,430.00	3,140,720
910-340-6425.05	RETIREEES & DISABLED EMPL.CONT.	82,940.14	95,842.16	91,243.31	195,520.00	200,475
910-340-6450.01	CITY EMPLOYEES' PREMIUMS	448,533.22	408,365.01	359,838.10	347,360.00	375,150
910-340-6450.02	SWIMMING POOL EMPL. PREMIUMS	.00	.00	781.33	.00	500
910-340-9605.00	MEDICARE PART D SUBSIDY	49,466.24	46,385.22	38,131.60	50,000.00	50,000
910-361-6110.00	INTEREST/NOW ACCOUNT	5,929.18	15,026.62	3,582.35	10,000.00	3,500
910-361-6122.00	MONEY MARKET INTEREST	12,905.45	.00	.00	.00	.00
910-361-9610.00	MISCELLANEOUS REVENUE	13,091.22	38.44	10,851.94	10,000.00	.00
Total Revenue:		3,093,940.77	4,008,206.60	3,467,144.11	3,770,310.00	3,770,345
TRANSFERS						
910-4900-210.0	AUTO.DRAW INSURANCE PAY (H&H)	3,995,639.27	3,726,577.56	3,121,489.80	3,659,575.00	3,224,845
910-4900-210.1	LIFE INSURANCE	14,103.54	19,041.47	19,801.63	30,400.00	30,400
910-4900-491.0	TRANSFER TO OTHER FUNDS	.00	80,000.00	.00	.00	.00
Total TRANSFERS:		4,009,742.81	3,825,619.03	3,141,291.43	3,689,975.00	3,255,245
Total Expenditure:		4,009,742.81	3,825,619.03	3,141,291.43	3,689,975.00	3,255,245
Net Total H & H AUTO:		915,802.04-	182,587.57	325,852.68	80,335.00	515,100

Formatted Account Number	Account Title	2018 Actual	2019 Actual	2020 YTD	2020 Budget	2021 Budget
FLEX						
920-361-6110.00	NOW ACCT INTEREST	364.68	215.45	73.30	100.00	70
920-361-6122.00	MONEY MARKET INTEREST	611.47	.00	.00	.00	.00
920-361-6128.00	PFM MM INT FLEX	63.78	1,395.73	464.90	950.00	600
Total Revenue:		1,039.93	1,611.18	538.20	1,050.00	670
TRANSFERS						
920-4900-210.5	FLEX PAYMENTS	2,162.44-	5,866.57-	99,863.99	.00	.00
Total TRANSFERS:		2,162.44-	5,866.57-	99,863.99	.00	.00
Total Expenditure:		2,162.44-	5,866.57-	99,863.99	.00	.00
Net Total FLEX:		3,202.37	7,477.75	99,325.79-	1,050.00	670

Formatted Account Number	Account Title	2018 Actual	2019 Actual	2020 YTD	2020 Budget	2021 Budget
SEIZURE MONIES						
930-351-4120.01	Seizure Monies	.00	1,783.00-	.00	.00	.00
930-361-6110.00	NOW INTEREST	225.89-	209.24-	49.03-	.00	.00
Total Revenue:		225.89-	1,992.24-	49.03-	.00	.00
Net Total SEIZURE MONIES:		225.89-	1,992.24-	49.03-	.00	.00

Formatted Account Number	Account Title	2018 Actual	2019 Actual	2020 YTD	2020 Budget	2021 Budget
MFT						
950-330-1410.00	STATE ALLOTMENTS	545,238.93	698,831.34	662,589.10	545,000.00	700,000
950-330-1510.00	MFT CONSTRUCTION (RE-BUILD IL)	.00	.00	467,961.88	.00	467,960
950-330-3910.00	TRANSFER FROM MISC FUNDS	.18-	.00	.00	.00	.00
950-330-9130.00	INTERGOVERNMENTAL REV	.00	120,733.43	.00	.00	.00
950-330-9814.00	REIMBURSEMENTS & GRANTS	.00	.00	68,635.77	236,485.00	2,661,165
950-361-6110.00	INTEREST-NOW ACCT.	1,392.32	867.75	603.76	900.00	300
950-361-6112.00	IPTIP ACCOUNT INTEREST-MFT	12,191.66	14,674.38	3,885.56	13,000.00	4,000
950-361-6125.00	MM INTEREST MFT PFM	9,609.96	11,558.23	2,976.04	11,000.00	3,200
Total Revenue:		568,432.69	846,665.13	1,206,652.11	806,385.00	3,836,625
PUBLIC WORKS						
950-4300-452.0	CONSTRUCTION	630,113.29	768,279.53	335,218.43	375,000.00	1,547,800
950-4300-495.0	CAPITAL OUTLAYS	.00	152,274.65	.00	.00	2,128,365
950-4300-860.0	MISC EXP	.00	.00	130,981.27	138,000.00	.00
Total PUBLIC WORKS:		630,113.29	920,554.18	466,199.70	513,000.00	3,676,165
Total Expenditure:		630,113.29	920,554.18	466,199.70	513,000.00	3,676,165
Net Total MFT:		61,680.60-	73,889.05-	740,452.41	293,385.00	160,460